



FRIENDSHIP

In this project I will:

- find out what friendship means to me.
- learn how to describe a person.
- give a short presentation.
- finish a story about friendship.
- do a class survey.
- present a "friendship" product.



WHAT MAKES A GOOD FRIEND?


- Write what you like about your friends on cue cards.
- Get together in groups and prepare short presentations using your cue cards.
- As a group write down and draw what is important to you in a friend.
- Present your thoughts to your class.
- Copy your five most important characteristics from your cue cards onto the hand template. Then paste the template into your scrapbook.





SAMPLE PAGE

Go to your scrapbook and choose your activities.
Use the templates and paste them into your scrapbook.






EASY RESEARCH



- Do research on the internet.
- Find your favourite friendship clip.
- Find English texts you like about friendship.
- Find pictures about friendship that inspire you.

Collect your findings in your scrapbook.






FIND YOUR WORK GROUP.

COLLECT AND DISCUSS.


- Compare your findings with your group.
- Take notes on the ideas you like.

Decide on a product.





MAKING YOUR PRODUCT



- Decide on a product.
- Make a list of the materials you will need.
- Write down your own friendship sentences.
- Plan the creation of your product.
- Think about your product. What kind of text do you want to write?



SAMPLE PAGE



PRESENTATION



- Use your checklist.
- Tick off everything you have done.
- Do you know any new words?
- Are you happy with the quality of your product?
- Is there anything you can still improve?
- In case you worked in a group, did everyone contribute?

