







The six-level course for adult learners

# studio

SPACE TO LEARN



## The new course for adult learners

Studio is the exciting new six-level course for adult learners, with an innovative lesson-based approach to topics.

The Studio space encourages students to be creative with language and provides teachers with clear, easy-to-teach lessons.

- Studio takes students from **A1 to C1**.
- **Topic variety** with the 12 Studio channels.
- A **systematic approach to grammar and vocabulary** development.
- Clearly-staged productive **skills lessons** at each level.
- A focus on **functional language** and **communication skills**.
- **Video**: video- and audio-based lessons in each unit.
- **101 Things to do in English** videos.
- **Videoscapes**: place your students in the scene.
- **Language Studio**: a complete reference for Writing, Vocabulary and Grammar.
- **Pairwork activities** also available on the **Helbling Media App**.
- **Vocabulary Beats**: downloadable audio tracks with words and phrases set to music.
- **e-book+** with extra interactive Reading and Listening activities.
- **Exam success**: Comprehensive online practice for Cambridge exams from A2 to C1, IELTS, TOEFL and TOEIC.

## TOPIC VARIETY

12 Studio Channels: increased interest and motivation with greater topic variety.




## 12 channels build language across all levels

The 12 Studio channels cover content relating to educational, real world and CLIL topics.

The content is fully integrated with a focus on grammar and vocabulary, allowing students to reflect on and learn something new about each topic while improving their language skills.

Studio tasks encourage students to communicate using new language and to collaborate with classmates in group activities and projects.



## AUTHORS



**Lindsay  
Clandfield**



**Robert  
Campbell**



**Rob  
Metcalf**



**Philip  
Kerr**



**Rebecca  
Robb Benne**



# Lesson-based approach to topics

## BRINGING LANGUAGE TO LIFE

Each **Studio** lesson is based around a **Reading, Listening** or **Video** text meaning grammar and vocabulary are first seen in context. Students are then guided to work out grammar rules and structures before practising and personalising new language.

### 5A The world of cosplay

#### VOCABULARY // ACCESORIES

1 a Work in pairs. Look at the photos and answer the questions.

- 1 Have you ever worn a costume in a theatre production or at an event such as a carnival parade?
- 2 If so, what costume did you wear?
- 3 The people in the photos are cosplayers. What do you think a cosplayer is?



Read the definition of cosplayer to check your answer to question 3 above.

Cosplayers are ordinary people who regularly dress up as their favourite characters from movies, TV series, books, comic books, video games, or anime and manga. They usually make their own costumes and meet at events around the world. The word 'cosplay' is a combination of costume and play. It's extremely popular in many countries including Japan, the US, Australia, France, and the UK.

2 a Match these words with items 1-8 in the photos. Which accessory doesn't appear in the photos?

- 1 hat 2 earrings 3 gloves 4 helmet 5 make-up 6 necklace 7 sunglasses 8 wig

b Work in pairs. Look at photos A-D and complete the tasks.

- 1 Which characters can you identify? Are they from movies, TV series, books, comic books, video games, or anime and manga?
- 2 Use the accessory words above to help you describe the people.
- 3 Which is your favourite costume? Give reasons for your choice.

▶ p188 Language study: Accessories

#### LISTENING

1 a Listen and match the interview with themes of the photos on page 4A.

- 1 has been a fan for a few years.
- 2 has changed ideas discovering cosplay.
- 3 enjoys meeting new people.
- 4 has always wanted to be his/her character.
- 5 made his/her own costume.
- 6 thinks cosplay allows you to be who you want to be.

b Listen again and complete the sentences with the correct words.

- 1 'Yes, I did. Do you like it?'  
2 'Yes, I've been a fan since I was a little girl.'  
3 '30-40 minutes usually.'  
4 'Not yet! We've only known each other for three hours.'  
5 'You meet new people.'  
6 'Yes. Definitely. I've always been a shy person.'

c Read the transcript on page 148 to check your answers.

d Ask and answer the questions with a partner.

- 1 Why do Zoe, Jack and Maria go to cosplay events?
- 2 Would you like to go to a cosplay event? Give reasons for your answer.

#### GRAMMAR // Present perfect with for and since

1 Look at the question and answer from the interview. Then choose the correct option to complete the rule below.

- a) I've been a fan since I was a fan.  
b) I've been a fan for four or five years.

With the present perfect, we use 'for' to talk about a period of time, and 'since' to talk about a specific point in time.

2 a Complete the sentences with for or since.

- 1 I've lived here for ten years.
- 2 My family has had a dog since last year.
- 3 Julia has been my friend for primary school.
- 4 My classmates have studied English for three years.
- 5 I've been afraid of spiders since a long time.
- 6 My sister has loved sci-fi since she was nine.

b Write four similar sentences about you using for and since.

- 1 I've been a fan of sci-fi since I was ten.
- 2 My family have lived for 20 years in London.

#### PEOPLE

▶ p188 Language study: People

#### 28 Listen to the cartoon and write for or since from the cartoon 7A. Note on the weak subject of a clause in for.

#### SPEAKING & WRITING

1 a Complete the tasks.

- 1 Imagine you are going to a cosplay event. Choose one of the characters below or another character of your choice.  
2 Make a list of the clothes and accessories you need for your costume.  
3 Write questions to ask a partner about their character.  
4 Write questions to ask a partner about their character.  
5 Use your notes to write a paragraph about your partner. When you finish, read your paragraph with your partner. Are you quite or very surprised by anything you read?

b Work in pairs. Take turns asking and answering your questions. Make a note of your partner's answers.

c Use your notes to write a paragraph about your partner. When you finish, read your paragraph with your partner. Are you quite or very surprised by anything you read?



▶ Listening BA ▶ Cyber Homework ▶ WB p188


## CREATIVITY

With **Studio**, the classroom becomes a creative environment. In the functional **101 Things to do in English** lessons students put themselves in the picture, using an innovative visual background – the **videoscapes** – to act out and film scenes.

## REVIEW

Comprehensive grammar and vocabulary review every two units, with communicative pairwork activities.

### 101 THINGS TO DO IN ENGLISH 4 Give an opinion



#### GET READY

- 1 Work in pairs. Look at the photos and answer the questions.  
2 What type of events are the people attending?  
3 Which of these or other events do you like to go to? Why?

#### WATCH

- 1 Watch the video intro and answer the questions.  
2 Which of the events in the photos do you think Julie and Marc attended?  
3 Did they both enjoy the event? Give reasons for your answer.

#### STUDY

1 a Complete the phrases from the video.

Ask for an opinion	Give an opinion	Agree & disagree
What do you think of ...?	I like ...	I agree.
Don't you agree?	I thought ...	I disagree.
	I love ...	I don't like ...
	I hate ...	I think ...
	I don't like ...	I think ...

▶ p188 Language study: 101 Useful phrases

#### SPOKEN ENGLISH

Yeah, for ...  
One of the most common ways we disagree with someone in English is to say Yeah, but ... It's a politer way to disagree without sounding too negative. Julie: Yeah, but ... in my opinion, the second half was a little boring.

#### PRACTISE

1 a Listen again to the dialogue phrases. Note how the register changes from polite to more direct. Then listen and repeat.

▶ p188 Language study: Spoken English

2 a Work in pairs. Choose one of the events from the video 1 or a real event you've attended. Drawings are some building houses afterwards. Prepare a presentation.

▶ p188 Language study: Spoken English

3 a Student A Ask B for their opinion about the event. (Don't say the name of the event.)

▶ p188 Language study: Spoken English

4 a Student B Give your opinion of the event. Think of the positive and negative things about it. (Don't say the name of the event.) Try to use the Spoken English phrases if you can.

▶ p188 Language study: Spoken English

5 a Student A Listen to B's opinion and decide if you agree or disagree.

▶ p188 Language study: Spoken English

6 a Work in pairs. When you are ready, use the videoscapes to present your presentation to other students. Can they identify the event?

▶ p188 Language study: Spoken English

### REVIEW 9 & 10

1 Use the prompts to make past perfect sentences to continue the story.



▶ p188 Language study: Review 9 & 10

2 ERROR CORRECTION Five of these words have a spelling error. Find and correct the errors.

wooden	luckily	sauce-pan
old-fashioned	immediately	spoon
caption	suddenly	enormous
article	knave	unfortunately
journalist	knife	glass

3 Complete the second sentence so it has a similar meaning to the first sentence.

1 They fired Bob because he was always late.

Bob \_\_\_\_\_ because he was always late.

2 I didn't wake up on time that morning. (I / not set / an alarm)

I \_\_\_\_\_ to talk about new regulations.

3 Can you pass the salt to me please?

Can you \_\_\_\_\_ please?

4 We served everyone dinner.

We served \_\_\_\_\_ everyone.

5 You're tired because you go to bed late.

If \_\_\_\_\_ earlier, you wouldn't be tired.

6 We can't go to the shops because they are closed.

If \_\_\_\_\_ open, we could go.

7 Frank doesn't cook, so he eats a lot of fast food.

If Frank cooked more, he \_\_\_\_\_ so much fast food.

8 I don't know the time because I don't have a watch.

If \_\_\_\_\_ a watch, I'd know the time.

9 A team of at least five journalists wrote the story.

The story \_\_\_\_\_ a team of at least five journalists.

10 Somebody took this photo of my parents immediately after their wedding.

This photo of my parents \_\_\_\_\_ after their wedding.

#### PAIRWORK A

Do this activity in pairs, A and B. A: Read the instructions below. B: Turn the page and read the instructions.

You are going to tell the story of The New York Times with your partner. You each have different information about the newspaper. Ask questions to find the missing information. You begin with the first question.

▶ p188 Language study: Pairwork A

The New York Times is a ...

It is based in New York City.

In 1904, the newspaper opened its office at ...

The square's name was changed to Times Square ... in 1910.

On January 10th, 1906, The New York Times began on the internet.

The newspaper is sometimes called The Gray Lady.

The official motto is ...

You can see the motto on the top of the front page.

The newspaper started with just ... pages.

Today's Sunday New York Times can have as many as 720 pages.

What is The New York Times?



▶ p188 Language study: Pairwork A

▶ p188 Language study: Pairwork A

▶ p188 Language study: Pairwork A

▶ p188 Language study: Pairwork A

▶ p188 Language study: Pairwork A

▶ p188 Language study: Pairwork A

▶ p188 Language study: Pairwork A

▶ p188 Language study: Pairwork A

▶ p188 Language study: Pairwork A

▶ p188 Language study: Pairwork A

▶ p188 Language study: Pairwork A

▶ p188 Language study: Pairwork A

▶ p188 Language study: Pairwork A

▶ p188 Language study: Pairwork A

▶ p188 Language study: Pairwork A

▶ p188 Language study: Pairwork A

▶ p188 Language study: Pairwork A





## PAIRWORK A

Do this activity in pairs, A and B.

A: read the instructions below. B: turn the page and read the instructions.



You are going to tell the story of The New York Times with your partner. You each have different information about the newspaper. Ask questions to find the missing information. You begin with the first question.



The New York Times is a ...  
It is based in New York City.  
In 1904, the newspaper opened its office at ...  
The square's name was changed to Times Square.  
... in 1910.  
On January 18th, 1995, The New York Times began on the internet.  
The address is ...  
The newspaper is sometimes called The Gray Lady.  
The official motto is ...  
You can see the motto on the top of the front page.  
The newspaper started with just ... pages.  
Today's Sunday New York Times can have as many as 720 pages.

What is The New York Times?

95



## HELBLING MEDIA APP

The App provides easy access to all the Student's Book and Workbook audio (including Vocabulary Beats), Pairwork activities and video.

**Download** the free Helbling Media App to your smartphone or tablet and scan the QR code to get a DEMO of the STUDIO App. **Listen and view on the go!**

## PAIRWORK

**Studio** has a strong focus on pairwork with frequent activities throughout the Student's Book, and additional tasks available on e-zone and the Helbling Media App.

### HELBLING MEDIA APP – PAIRWORK ACTIVITY



## AUDIO- AND VIDEO-BASED LESSONS

### 101 Things to do in English

The **Studio** functional language lessons use video to show how useful phrases are said in context. Students can then create their own videos, using the same videoscape backgrounds as the actors in the videos.

The *101 Things* lessons also include pronunciation tasks on sounds, stress, intonation, and connected speech.



### Studio Mix, Life Stories, Studio Views

Each **Studio** unit includes a lesson in which people talk about their lives. These stories are presented alternately using video or audio.

#### Studio Mix (Beginner & Elementary)

A group of people talk about their lives and interests, providing a model for tasks the students complete themselves.

#### Life Stories (Pre-intermediate & Intermediate)

An individual talks about a personal event or experience. Watching and listening to these stories brings them to life, making them more meaningful and easier to understand.

#### Studio Views (Upper-intermediate & Advanced)

Two or more people discuss different topics and issues in an interview situation, helping students get used to the challenges of natural delivery and multiple speakers.

## Helbling Media App

Audio, Video, Pairwork and Vocabulary Beats on the go!  
Teacher's version includes Quick Notes for lesson planning and Answer Keys.

## IWB and Teacher's DIGI Pack

A version of all the student's material for presentation on an interactive whiteboard.

## Testbuilder

Specially developed Unit and Progress Tests allow teachers to evaluate their students' progress effectively. Teachers can use ready-to-print tests or edit and generate their own versions. Audio recordings for the tests are also included.

## Placement test

Designed to give students and teachers a quick way of assessing the approximate level of a student's knowledge of English grammar and usage.



## e-book+

State-of-the-art interactive versions of Student's Book and Workbook with embedded audio and video plus additional interactive activities.

## Cyber Homework

Self-correcting activities assigned by teachers to individual students or groups. Students' feedback is given automatically after the deadline set by their teachers.

## CLIL Projects

Open-ended tasks to be assigned by the teacher to individual students or groups. Students can share texts, documents or images with their class.

## Exam Practice

Plenty of practice to ensure exam success at any level. Also assignable.



## CYBER HOMEWORK

Studio / English

Course ID: 4JFZ-1A4R

**STUDIO PRE-INTERMEDIATE**  
Cyber Homework | Unit 1A

Vocabulary: Choose (6)

Match each word with the correct picture.

T-shirt, pocket, sleeve, collar, hood, smart

**SUBMIT**

## PRONUNCIATION

Studio / English

Course ID: 4JFZ-1A4R

**STUDIO PRE-INTERMEDIATE**  
Cyber Homework | Unit 2A

Pronunciation: adjectives ending -ed

Listen. Choose the correct sound of the -ed ending in these adjectives.

amazed, embarrassed, confused, delighted, scared, depressed

**SUBMIT**

## CLIL PROJECTS

Studio / English

Course ID: 4JFZ-1A4R

**STUDIO PRE-INTERMEDIATE**  
Projects | Studio Pre-Int Projects

Assign task

Assign the task to:

all students  
mx\_01\_live\_student

**Assign the task:**  
**STUDIO PRE-INTERMEDIATE PROJECT 2**

Create a number quiz

Introduction

You are going to work in a group to create a quiz in which all the answers are numbers. You decide on the rules for your quiz and then ask teams from the rest of the class to answer your questions.

Step 1: Choose your topic

In your group, choose a topic for your quiz, e.g. geography, history or science, remembering that the answers to the questions must be numbers (including ages and dates). Make sure each group has a different topic. Brainstorm ideas for ten questions on your topic and make notes.

Useful language

How long is the Amazon?  
How tall is the Burj Khalifa?  
How old are the Pyramids?  
How deep is the Pacific Ocean?

Step 2: Gather information

In your group, assign two or three questions for research. Each member then researches on their

Deadline for the writing period:

Date: 15.03.2021 Time: 06:15 am

Start of the assessment period:

Date: Time:

## EXAM PRACTICE

Studio / English

Course ID: 4JFZ-1A4R

**STUDIO PRE-INTERMEDIATE**  
Exam Practice - Listening

Preliminary: Listening Part 1

There are seven questions in this part. For each question, there are three pictures and a short recording. Click on the correct picture.

page 1/7

What activity did the woman do?

swimming, sailing, diving

**SUBMIT**

## FOR STUDENTS

- Student's Book
  - Workbook
- or
- **COMBO FULL**  
(Student's Book & Workbook)
- or
- **COMBO SPLIT**  
(Student's Book & Workbook A and B)

### ON e•ZONE

- **e-book+**  
A state-of-the-art interactive Student's Book & Workbook with integrated audio and video plus extra activities:
  - Pairwork activities
  - Vocabulary Beats
  - Extra interactive Reading and Listening activities
- **Cyber Homework**
- **CLIL Projects**
- **Exam Practice**



### HELBLING MEDIA APP

- **Audio**
- **Vocabulary Beats**
- **Video**
- **Pairwork Activities**

## FOR TEACHERS

- **Teacher's Book**

### ON e•ZONE

- **IWB and Teacher's DIGI Pack**
  - Teacher's Student's Book & Workbook for Interactive Whiteboards
  - Teacher's Book with Workbook audio and Answer Keys
  - Videoscapes
- **Placement Test**
- **Testbuilder with audio**



### HELBLING MEDIA APP

- **Audio**
- **Vocabulary Beats**
- **Video**
- **Pairwork Activities**
- **Quick Notes and Answer Keys**

## CEFR & EXAMS



### STUDIO BEGINNER

A1

- Towards Cambridge A2 Key

### STUDIO ELEMENTARY

A2

- Cambridge A2 Key
- Towards IELTS

### STUDIO PRE-INTERMEDIATE

B1

- Cambridge B1 Preliminary
- IELTS, TOEFL, TOEIC

### STUDIO INTERMEDIATE

B1+

- Towards Cambridge B2 First
- IELTS, TOEFL, TOEIC

### STUDIO UPPER-INTERMEDIATE

B2

- Cambridge B2 First
- IELTS, TOEFL, TOEIC

### STUDIO ADVANCED

C1

- Cambridge C1 Advanced
- IELTS, TOEFL, TOEIC

STUDIO	BEGINNER	ELEMENTARY	PRE-INTERMEDIATE	INTERMEDIATE	UPPER INTERMEDIATE	ADVANCED
Student's Book + e-zone	978-3-99045-903-4	978-3-99045-905-8	978-3-99045-907-2	978-3-99045-909-6	978-3-99045-911-9	978-3-99045-913-3
Workbook + e-zone	978-3-99045-904-1	978-3-99045-906-5	978-3-99045-908-9	978-3-99045-910-2	978-3-99045-912-6	978-3-99045-914-0
Teacher's Book + e-zone	978-3-99045-927-0	978-3-99045-928-7	978-3-99045-929-4	978-3-99045-930-0	978-3-99045-931-7	978-3-99045-932-4
<b>COMBO FULL VERSION</b>						
Student's Book & Workbook + e-zone	978-3-99089-000-4	978-3-99089-001-1	978-3-99089-002-8	978-3-99089-003-5	978-3-99089-004-2	978-3-99089-005-9
Teacher's Book + e-zone	978-3-99045-927-0	978-3-99045-928-7	978-3-99045-929-4	978-3-99045-930-0	978-3-99045-931-7	978-3-99045-932-4

[helbling.com/english](http://helbling.com/english)

communication made easy



100 Clements Road  
London SE16 4DG  
[info@helbling.com](mailto:info@helbling.com)