Günter Gerngross · Herbert Puchta

PLAYWAY 5

PUPIL'S BOOK



HELBLING

PLAYWAY Pupil's Book 5

1. Auflage 2008 / ND 2020

Alle Drucke dieser Auflage sind unverändert und können im Unterricht nebeneinander verwendet werden. Die letzte Zahl bezeichnet das Jahr des Druckes.
Das Werk und seine Teile sind urheberrechtlich geschützt. Jede Nutzung in anderen als den gesetzlich zugelassenen Fällen bedarf der vorherigen schriftlichen Einwilligung des Verlages.
Hinweis zu UrhG: Weder das Werk noch seine Teile dürfen ohne eine solche Einwilligung eingescannt und in ein Netzwerk eingestellt werden. Dies gilt auch für Intranets von Schulen und sonstigen Bildungseinrichtungen. Fotomechanische oder andere Wiedergabeverfahren nur mit Genehmigung des Verlages.
© 2007 Helbling, Rum/Innsbruck
Alle Rechte vorbehalten.
www.helbling.com

Autoren: Günter Gerngross, Herbert Puchta
Redaktion: Christina Freudenschuss, Heike Leonhardt, Klaus Mayerl
Gestaltung: Amanda Hockin, Hampshire, UK
Illustrationen: Svjetlan Junaković, Zagreb; Anke am Berg, Berlin; Roberta Gherardi, Parma; Antje Hagemann, Berlin; Michael Hülse, Hamburg
Umschlagillustration: Svjetlan Junaković, Zagreb
Reproduktion: Helbling, Rum/Innsbruck
Druck: Athesia, Innsbruck

Printed in Austria
ISBN 978-3-85061-382-8

9 783850 613828

Quellenverzeichnis
S. 3 u.; 9; 10/1; 12; 14; 18 u.; 19 u.; 20; 27 u.; 31; 36; 37; 40 u.; 41; 44; 46; 51 u.; 54; 57:
G. Eichholzer, Innsbruck und München
S. 3; 15/3: M. Farrell
S. 4; 5: Alamy
S. 7; 26; 47: G. Aquili, London
S. 8: Corbis
S. 10/3; 50; 51/3: Bildagentur Monina
S. 10/2,4,5; 15/1,2,Hintergrund; 18/1,2,3,4,7,8,10,11; 19/6; 23/2; 34/1,Hintergrund; 35/2,3,4,Hintergrund; 43/1,5,7,8,9; 51/1; 52/3; 53/2,3,7: iStock
S. 10 Hintergrund: L. David, Fotolia
S. 18/6: Yong Hian Lim, Fotolia
S. 18/5: Martina Misar, Fotolia
S. 18/9: Irina Koltsova, Fotolia
S. 19/1: Elenathewise, Fotolia
S. 19/5: ginaellen, Fotolia
S. 25 Hintergrund: Daniel Tackley, Fotolia
S. 19/2,3,4: panthermedia.net
S. 23/1; 52/1,2; 53/1,4,5,6: Bildagentur Marka
S. 25, 27: Helbling
S. 34/2: Ben Higgins, UK
S. 34/3: Misterweiss, Wikipedia
S. 34/4: Arpingstone, Wikipedia
S. 34/5: Ballista, Wikipedia
S. 35/1: Simon Lewis, UK
S. 35/5: fderib, Fotolia
S. 43/3: Laura Derise Beaton, Oregon, USA
S. 43/6: Anders Pollas, pollas.dk
S. 43/4: Alessandro Dell'aquila, Fotolia
S. 43/2: Geir Olav Lyngfjell, Fotolia
S. 51/2: The Highlands of Scotland Tourist Board, Ross-shire

Günter Gerngross · Herbert Puchta

PLAYWAY 5

PUPIL'S BOOK

Unit 1
Back to school 2

Unit 2
Going places 6

Unit 3
Halloween 12

Unit 4
Pets 18

Unit 5
Shopping 24

Unit 6
At home 30

Unit 7
Feelings 36

Unit 8
Free time 40

Unit 9
We're so hungry 44

Unit 10
Favourite places 48

Extra Unit
On holiday in Australia . 52

Extra Unit
Christmas 54

Musical Play
Tammy 56

Word list 58

Back to school

1 **Listen and point. Sing the song.**

Oh, what a lovely morning

You're in bed,
and you wake up.
You check your watch.
It's time to get up!

Oh, what a lovely morning,
it's time to go to school.
Oh, what a lovely morning,
school is so cool!

Wash your face,
put on your clothes.
Have a glass of milk.
Take your bag and off you go!

Oh, what a lovely morning,
it's time to go to school.
Oh, what a lovely morning,
school is so cool!

Musterseite
hebling.com

2 Listen and speak.

1
How are you today?
I'm fine, thanks.

2
Who's your best friend?
Tom.

3
What's "nice" in German?
Nett.

4
How many children are in your class?
Twenty, I think.

3 Listen and speak.

Emma

Ken

Rose

Richard

What has Emma got?
A blue …

Musterseite
helbling.com

4 **Listen and read Clara's e-mail to her class in Germany.**

Clara from Germany goes to school in Boston, US

Dear friends,

I like my new school in Boston. In my class there are 22 children. Our teacher is Mrs Kelly. She is very nice. My best friend is Kim. She is 10 years old. I teach Kim German words. She can say "Guten Morgen" and "Tschüss". School begins at nine o'clock. At half past eight I get on the school bus at the corner of our street. I get home at four. Please write soon.

Love
Clara

This is me.

This is our house.

This is my school.

This is our school bus.

Musterseite
Reebling.com

Culture Special

Here is a photo of Boston.

This is my classroom.

5 **Answer the questions.**

Where is Clara's new school?
How many children are in her class?
What's her teacher's name?
What's her best friend's name?
How old is Kim?
How does Clara get to school?

This is my friend Kim.

6 **Read. Write your own.**

My text

I'm in class ___ this year.
There are 16 girls ___
15 boys in my class.
My teacher is Mrs Schmidt.
She's very nice.

Musterseite
hellbling.com



Going places

1 Listen. Do the chant.

Come to my party

Come to my party
on Saturday at eight.
Listen how to get there
and don't be late.

You can't go by underground.
No, no, no.
You can't walk or go by bike.
No, no, no.

You can't go by car.
You can't go by bus.
You can't go by train
You can't go by plane.

I live far away.
I live on a star.
Take my rocket.
Aaaaaaaaa!

Mustersei te
heilbling.com



2 Listen and speak.

Simon

Ben

Maria

Pamela

walks



by bus

underground

by car

3 Read. Write your own text.

My way to school

I get to school by car.
There are always lots of children.
David

I walk to school.
I walk with my friend Peter.
Katherine

I get to school by car.
My mum takes me.
Clara

Musterseite helbling.com



4 Listen and point.



Turn left.

Go straight on.

Turn right.

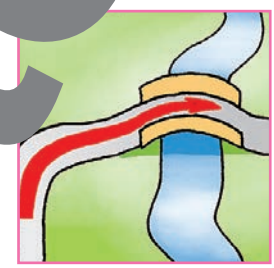

Go across the bridge.

5 Listen. Act out the dialogues.

Dialogue 1:

Tourist: Excuse me, please. Where's the cinema?
Woman: It's in Market Street.
Tourist: Where's that?
Woman: Go straight on. Then turn right at the park.
Tourist: Thank you.

Dialogue 2:

Tourist: Excuse me, where's the supermarket?
Man: OK. Turn left here. Then go across the bridge. You can see the supermarket from the bridge.
Tourist: Thank you very much.
Man: That's OK.

Mustersette
helbling.com

6 **Work with a partner. Speak.**



Musterseite
helbling.com



7 Look and guess. Then listen and check.

Culture Special

A quiz: Travelling in London

Hi. I live in London. Guess the answers to the quiz.

1 London bus

2 Heathrow Airport

4 London Underground

3 London taxi

1 There are about a 540 / b 2,000 / c 6,800 buses in London.

2 There are about a 500 / b 1,300 / c 2,000 flights every day.

3 There are about a 1,000 / b 20,000 / c 50,000 taxis in London.

4 There are about a 50 / b 250 / c 500 underground trains in London.

Mustersette helbling.com

8 Play the game.



Musterseite
helbling.com

Unit 3

Halloween

1 **Talk in class.**

Mustersei te
hellbling.com

2 **Listen. Do the chant.**

I'm scared

Are you scared of spiders?
Are you scared of frogs?
Are you scared of snakes?
Are you scared of dogs?

I'm not scared of spiders
I'm not scared of frogs
I'm not scared of snakes.
And I'm not scared of dogs.

Oh, really? Are you never scared?
Of course I am!

I'm so scared of monsters
under my bed,
monsters in the attic,
monsters in the shed.

Musterseite
hellbling.com

3 Look and remember. Speak.

Note:
- not scared
- scared

	Lucy	Michael	Emily and Liz	Thomas and Jeff
				
	😐	😮	😐	😐
	😐	😐	😐	😮
	😮	😐	😐	😮
	😮	😐	😮	😐

Mustersei te
helbling.com

4 Look and listen.

Trick or treat!

Culture Special

October 31st is Halloween. Children in Britain and the USA dress up as monsters, witches or cats.

The children go from door to door. They call out 'Trick or treat!'.

Most people give the children sweets.

Musterseite
heilling.com

5 Read and act out. Create your own story.

1



2

6 Read. W[illegible] y[illegible]wn text.

My [illegible]xt

I'm scared [illegible]iders and snakes.
I'm not scared of dogs.
I like dogs.
But my dad is scared of dogs.



Musterseite
helbling.com

7 **Listen. Say the rhyme.**

Hey-ho for Halloween

Hey-ho for Halloween,
all the witches can be seen,
some in black and some in green,
hey-ho for Halloween.

8 **Make a Halloween monster mask.**

You need:

a paintbox and a brush

a paper b

a piece of aper

scissors

glue



Musterseite
helbling.com

PLAYWAY

Daran orientiert man sich

Das Lehrwerk mit dem multimedialen Ansatz
Für Englisch ab der 4. Klasse

- **PLAYWAY** lässt die Kinder mit allen Sinnen erleben, dass das Lernen einer Fremdsprache Spaß macht.
- **PLAYWAY** vermittelt Englisch mit Musik, Reim, Rhythmus und Bewegung.
- **PLAYWAY** hilft, die intellektuellen, sozialen, emotionalen und motorischen Fähigkeiten der Kinder auszubauen.
- **PLAYWAY** garantiert Kompetenzerwerb im Englischunterricht.
- **PLAYWAY** ermöglicht den reibungslosen Übergang zum Englischunterricht in die 6. Klasse.
- **PLAYWAY,** das heißt spielerisch lernen, aber mit System.

HELBLING

ISBN 978-3-85061-382-8
9 783850 613828