


Günter Gerngross · Herbert Puchta

PLAYWAY 5



ACTIVITY BOOK mit Audio-CD



PLAYWAY Activity Book 5 mit Audio-CD

1. Auflage 2008 / ND 2025

Alle Drucke dieser Auflage sind unverändert und können im Unterricht nebeneinander verwendet werden. Die letzte Zahl bezeichnet das Jahr des Druckes.

Das Werk und seine Teile sind urheberrechtlich geschützt. Jede Nutzung in anderen als den gesetzlich zugelassenen oder in den Lizenzbestimmungen (CD) genannten Fällen bedarf der vorherigen schriftlichen Einwilligung des Verlages.

Hinweis zu UrhG: Weder das Werk noch seine Teile dürfen ohne eine solche Einwilligung eingescannt und in ein Netzwerk eingestellt werden. Dies gilt auch für Intranets von Schulen und sonstigen Bildungseinrichtungen. Fotomechanische oder andere Wiedergabeverfahren nur mit Genehmigung des Verlages. Alle Übersetzungsrechte sowie die Nutzung für Text- und Datamining vorbehalten.

© 2007 HELBLING, Rum/Innsbruck

Alle Rechte vorbehalten.

helbling.com

Autoren: Günter Gerngross, Herbert Puchta

Redaktion: Christina Freudenschuss,
Heike Leonhardt, Klaus Mayerl

Gestaltung: Amanda Hockin, Hampshire, UK

Illustrationen: Svjjetlan Junaković, Zagreb;
Anke am Berg, Berlin; Roberta Gherardi, Parma;
Antje Hagemann, Berlin; Michael Hülse, Hamburg

Umschlagillustration: Svjjetlan Junaković, Zagreb

Reproduktion: HELBLING, Rum/Innsbruck

Druck: Athesia, Innsbruck

Helbling Verlagsgesellschaft m.b.H., A-6063 Rum,
Kaplanstr. 9, produktsicherheit@helbling.com

Printed in Austria

ISBN 978-3-85061-383-5



Quellenverzeichnis:

S. 7; 20; 40: C. Macpherson Photography, London

S. 13/1; 19; 39/1,3,5: iStock

S. 13/2: G. Aquilil, London

S. 17; 30; 37; 41: G. Eichholzer, Innsbruck und München

S. 21: Helbling

S. 39/2: Galina Barskaya, Fotolia

S. 39/4: K. Mayerl

PLAYWAY 5



Unit 1
Back to school 2



Unit 2
Going places 6



Unit 3
Halloween 10



Units 1 – 3
Show what you can do .. 14



Unit 4
Pets 16



Unit 5
Shopping 20



Unit 6
At home 24



Units 4 – 6
Show what you can do .. 28



Unit 7
Feelings 30



Unit 8
Free time 36



Unit 9
We're so hungry 40



Units 7 – 9
Show what you can do .. 46



Unit 10
Favourite places 48



Extra Unit
On holiday in Australia .. 54



Extra Unit
Christmas 56



Back to school

1  Listen and mime. Then listen and point.

Party time



2  Listen and write the numbers.



3 Find the words.

O	S	R	B	P	G	I	R	S
S	C	H	O	O	L	B	I	C
W	I	L	O	R	U	E	R	
I	S	A	K	D	E	S	K	U
N	S	B	O	A	R	E		E
D	O	E	Z	W	P	C	A	
O	R	U	B	R	F	S	V	
W	S	Y	P		N	C	I	L


4 Do the crossword.



5 Watch the story. Listen and write.

Clever Joe

crazy things test day animals



All the _____ are doing maths.



But Joe isn't. He's doing crazy _____.




It's the next _____.



But Joe isn't doing English.
He's doing _____ things.





Give sorry can go can know





Going places

1 Do the crossword.



?

			N		
1			E		
2					
		3			N
		4			
		5			


2 Ask your classmate how they get to school. Take notes. Then talk about your classmates.

How do you get to school, Michael?

Michael gets to school by bus.

By bus.

name	Michael			
by bus	✓			
by car				
walks				
by underground				




3 Watch the story. Read and write.

A treasure hunt


I'm scared! I don't like coffee!
Help me, please! Go and find a box.



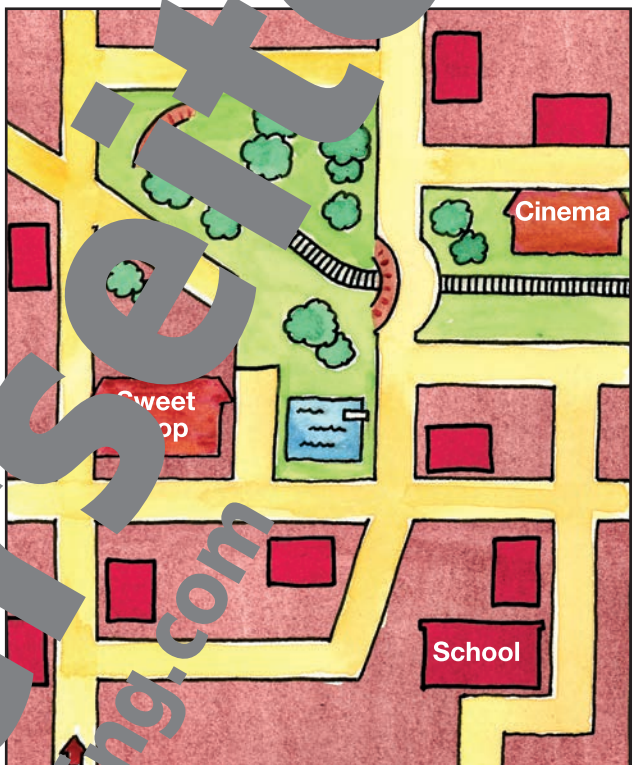


4 Listen. Find the way to John's, Carol's, Adam's and Diana's houses. Mark the houses with a cross.

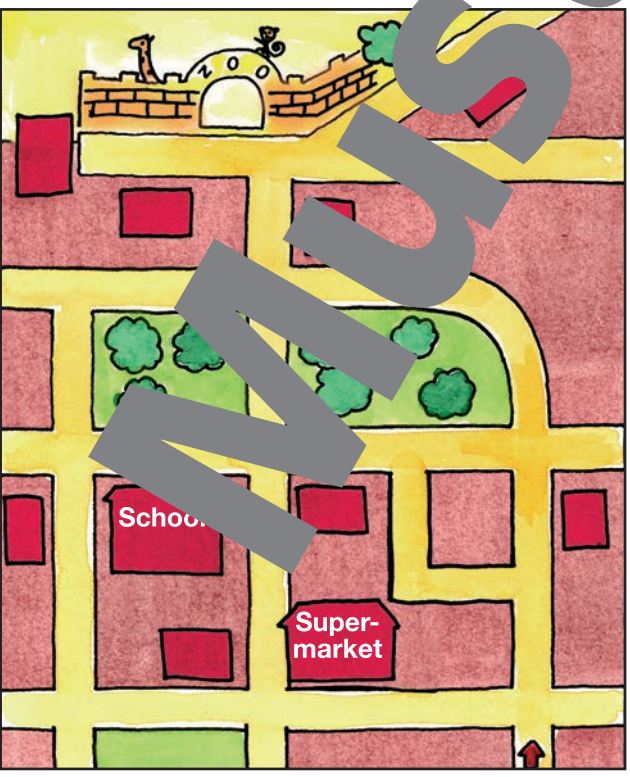
John's house




Carol's house




Adam's house




Diana's house





5 Colour and speak.



6  Listen. Fill in the numbers when write.



- It's in Green Street. Excuse me, please. Where's the
- Go straight on. Then turn left swimming pool?
- at the school. _____
- Thank you. _____
- 1 Excuse me, please. _____
- Where's the swimming pool? _____
- All right. _____
- Where's that? _____

- OK. Go straight on. Turn right Can I help you?
- _____
- Thank you very much. _____
- 1 Can I help you? _____
- That's OK. _____
- Yes, please. I'd like to go _____
- to the Roxy cinema. _____



1  Watch the story.  Listen and write.

The goat

vegetables check goat What a



Help! Help! Go away! please





2  Listen and mime. Then listen and point.

A monster is looking at you









3  Listen and write the numbers.



4



Listen and write Yes or No. Then complete the sentences.

						
	skeletons	rats	dogs	snakes	witches	spiders
Julia	No	Yes				
Ben	No					



Julia isn't scared of skeletons.

She's scared of rats.

She _____



Ben isn't scared of skeletons.

He _____



Show what you can do

1 Write the words in the lists.

plane jacket glue cap board helicopter
 ruler train pen skirt bus
 jeans schoolbag car mittens jacket pullover
 bike boots book scissors

school things

transport

clothes


2 Match. Write.

Turn left. Turn right. Go straight on.



3 Read and write.

Check your watch. Stop eating my pizza! Chris walks to school. Tom's scared of spiders.



4 Match. Write the numbers.

- 1 How are you today?
- 2 How many children are in your class?
- 3 Who is your best friend?
- 4 How old is John?
- 5 Excuse me. Where's the cinema?
- 6 How do you get to school?

- Twenty-three.
- Linda.
- He's ten.
- I'm fine.
- By bus.
- Go across the bridge. Then turn right.

PLAYWAY Activity Book 5 mit Audio-CD

Trackliste

1	Oh, what a lovely morning	PB Unit 1/1	1:41
2	Come to my party	PB Unit 2/1	0:46
3	I'm scared	PB Unit 3/2	2:34
4	Hey-ho for Halloween	PB Unit 3/7	0:20
5	Mice, mice, mice	PB Unit 4/6	1:35
6	A hundred big black ravens	PB Unit 5/1	4:15
7	The racoon in my room	PB Unit 6/5	2:39
8	Friends	AB Unit 7/5	1:26
9	A happy frog	PB Unit 7/8	0:57
10	David's week	PB Unit 8/1	2:06
11	Busy Lizzy	PB Unit 8/4	1:41
12	Luba's restaurant	PB Unit 9/2	2:14
13	Don't be shy!	AB Unit 9/7	0:32
14	Flying in a jet plane	PB Unit 10/1	1:59
15	The Christmas tree	PB Extra Unit Christmas 3	2:25

Audio-CD

Aufnahmeleitung: Klaus Mayerl, Markus Spielmann

Produktion: The Soundhouse, James Richardson, London; Networks, Daniel Richards, Milano

Tontechnik, Arrangements und Tonregie: Tonburg, Graz

Presswerk: Sony DADC Austria AG, Salzburg

Gesamtzeit: 28:57

Texte: Günter Gerngross, Herbert Puchta

© Helbling Verlagsges.m.b.H., Rum

PLAYWAY

Daran orientiert man sich

Das Lehrwerk mit dem multimedialen Ansatz
Für Englisch ab der 4. Klasse

- PLAYWAY lässt die Kinder mit allen Sinnen erleben, dass das Lernen einer Fremdsprache Spaß macht.
- PLAYWAY vermittelt Englisch mit Musik, Reim, Rhythmus und Bewegung.
- PLAYWAY hilft, die intellektuellen, sozialen, emotionalen und motorischen Fähigkeiten der Kinder auszubauen.
- PLAYWAY garantiert Kompetenzerwerb im Englischunterricht.
- PLAYWAY ermöglicht den reibungslosen Übergang zum Englischunterricht in die 6. Klasse
- PLAYWAY, das heißt spielerisch lernen, aber mit System.



ISBN 978-3-85061-383-5



9 783850 613835