







The six-level course for adult learners

AMERICAN studio

SPACE TO LEARN



The new course for adult learners

American Studio is the exciting new six-level course for adult learners, with an innovative lesson-based approach to topics.

The **American Studio** space encourages students to be creative with language and provides teachers with clear, easy-to-teach lessons.

- **American Studio** takes students from **A1 to C1**.
- **Topic variety** with the **American Studio** channels.
- A **systematic approach to grammar and vocabulary** development.
- Clearly-staged productive **skills lessons** at each level.
- A focus on **functional language** and **communication skills**.
- **Video**: video- and audio-based lessons in each unit.
- **101 Things to do in English** videos.
- **Videoscapes**: place your students in the scene.
- **Language Studio**: a complete reference for Writing, Vocabulary, and Grammar.
- **Pairwork activities** also available on the **Helbling Media App**.
- **Vocabulary Beats**: downloadable audio tracks with words and phrases set to music.
- **e-book+** with extra interactive Reading and Listening activities.
- **Exam success**: Comprehensive online practice for Cambridge exams from A2 to C1, IELTS, TOEFL and TOEIC.
- **American audio recordings**.

TOPIC VARIETY

12 Studio Channels: increased interest and motivation with greater topic variety.

The screenshot shows the American Studio interface for CEFR A1 level. It features a grid of topic cards. The first card is '3A The people's house' under the 'STYLE' category, with a photo of a modern living room. The second card is '3B Fresh or frozen' under the 'FOOD' category, with a photo of fresh vegetables. The third card is '3C On the move' under the 'STUDIO MIX' category, with a photo of a train. The fourth card is '101 THINGS IN ENGLISH' with a photo of two people talking. Each card lists vocabulary, grammar, and outcome for that topic.

12 channels build language across all levels

The 12 **American Studio** channels cover content relating to educational, real world, and CLIL topics.

The content is fully integrated with a focus on grammar and vocabulary, allowing students to reflect on and learn something new about each topic while improving their language skills.

American Studio tasks encourage students to communicate using new language and to collaborate with classmates in group activities and projects.



EDUCATION



ARTS & ENTERTAINMENT



SPORTS



FOOD



STYLE



TRAVEL



PEOPLE



LIVING



BUSINESS



SCIENCE & TECHNOLOGY



EARTH



HISTORY

AUTHORS



Lindsay Clandfield



Robert Campbell



Rob Metcalf



Philip Kerr



Rebecca Robb Benne

Lesson-based approach to topics

BRINGING LANGUAGE TO LIFE

Each **American Studio** lesson is based around a **Reading**, **Listening**, or **Video** text meaning grammar and vocabulary are first seen in context. Students are then guided to work out grammar rules and structures before practicing and personalizing new language.

PRONUNCIATION

Regular pronunciation practice tasks in each unit.

26 Listen and repeat the words.

27 Listen to the words. Circle one word in each list.

3A The people's house



THE HOUSE OF CLICKS

Nine million people live in Sweden. Every month, two million of them look at houses on Sweden's number one property website. There are thousands of homes on the website. People can click, see photos, and choose their new house. What do all those clicks tell us? Is there a perfect Swedish home? The 200 million clicks on the 86,000 homes on the website say "Yes, there is!" And it's called the "House of Clicks." It's 400 square feet, it's red, like traditional Swedish houses. There are two floors.

Downstairs, there's a living room, a bedroom, and a bathroom. There's also a big kitchen with a high ceiling. The walls and kitchen cabinets are white. The couch and armchairs in the living room are gray. There are hardwood floors. Upstairs, there are three rooms: two bedrooms and a big bathroom. There isn't a deck, but there is a space outside where you can sit in the sun. The clicks say this is very important. The House of Clicks really is a house for the people, by the people.

Facts & figures

THE HOUSE OF CLICKS

Number of people on the website every month	Number of floors
Number of clicks to find the house	Color of walls
Size of the house (sq. ft.)	Color of furniture
Color of the house	Number of bedrooms

VOCABULARY

Home

1. Match descriptions 1-3 with photos A-C.
1. room 2. The living room 3. The house and yard
4. What rooms can you name?
5. Is with the numbers in the photos. What do the other two words mean? Ask your partner.

	Furniture
ceiling	armchair
floor	cabinets
stairs	couch
wall	lamp
	light
	shelf/shelves
	stove

26 Listen and repeat the words.

- 27 Listen to the words. Circle one word in each list where the underlined letters sound different.
1. cabinets gelling couch 2. couch house room
Listen again and repeat the words.

4. Work in pairs. What other things in the photos can you name? What other furniture do you know? Add the words to the list in Exercise 2.
Language studio p. 124: Home

READING

5. Look at the photos and the title of the article on page 26. Where do you think the house is? What is special about it?
Now read the article quickly and check your answers.
6. Read about the house in Exercise 5 again and complete the information in Facts & Figures.
7. Find words in the article to match the definitions.
1. a house, apartment, or other building (paragraph 1)
2. on the first floor (paragraph 2)
3. it comes from trees (paragraph 2)
4. on the second floor (paragraph 3)
5. not in the house (paragraph 3)
8. Ask and answer the questions with a partner.
1. Do you like the House of Clicks? Why? / Why not?
2. In what ways is the House of Clicks different from your home?

GRAMMAR

there is / there are

9. Look at the grammar box. Then complete the ad below with the affirmative (✓) or negative (X) form of be.



Hong Kong home

For sale, a 484 sq. ft. (45 sq. m.) apartment on Hong Kong Island. Ideal for a young family. There are (✓) three bedrooms, a kitchen, and a bathroom. There is (✓) a living room, but there is (✓) space for a dining table and a couch in the kitchen. There are (✓) any windows in the bedrooms, but there is (✓) a big window in the kitchen. There are (✓) a deck.

Grammar Box: there is / there are

Look at the sentences from the article. Then complete the rules with **is**, **isn't**, and **are**.
a) There are thousands of homes on the website.
b) Is there a perfect Swedish home?
— Yes, there is. / No, there isn't.
c) There isn't a deck.
We use **there is / there are** to say that something exists in a place.
Use **there is** before a singular noun (e.g., deck) and **there are** before a plural noun (e.g., homes).
The negative of **there is / are** is **there isn't / aren't**.
To make questions, **is / are** are before **there**.

10. Complete the questions with the correct form of **there is** and **there are**. Then write your answers.
1. What rooms ... in your home? 4. ... stores near your home?
2. ... an outside space? 5. ... one floor in your home or two?
3. What furniture ... in the living room? 6. ... noisy neighbors?

Work in pairs. Describe your homes. Ask each other the questions in Exercise 10 and other questions.

Language studio p. 138: there is / there are

SPEAKING & WRITING

11. Work in groups. Talk about the House of Clicks in your country. When you agree on the information below, write a short description of the home.

Type of home:	Size (sq. ft.):	Other rooms:
house, apartment, ...	Number of bedrooms:	Other spaces: deck? yard? ...?

Compare your description with another group. What differences are there? Can you combine your information to make a House of Clicks that everybody is happy with?

There are four bedrooms in our house. Really? There are three in our house. But I think four is good. Is there a deck? Yes, there is. Everybody wants a deck!

Reading 3A

Cyber Homework

WB p. 15

27

CREATIVITY

With **American Studio**, the classroom becomes a creative environment. In the functional **101 Things to do in English** lessons students put themselves in the picture, using an innovative visual background – the **videoscapes** – to act out and film scenes.

101 THINGS TO DO IN ENGLISH

Describe a person

GET READY

1. Work in pairs. Complete the information about your partner. Use these words to help you.

Eye color	Hair color	Hairstyle
blue	blond	curly
brown	brown	long
gray	dark	short
green	gray	straight
	black	

Eye color	Hair color	Hairstyle

2. Watch the video intro. Who is Sylvie? Complete the information from Exercise 1 for her.

WATCH

2. Watch the 101 video and check your answers to Exercise 1. Does Mia know Sylvie?
3. Watch the video again and answer the questions.
1. Where's Sylvie from? 4. Does she have a boyfriend?
2. Is she short or tall? 5. What pets does she have?
3. What does she always do? 6. Where's Marco from?

ANALYZE

4. Use your answers to Exercises 1 and 3 to complete the phrases.

Ask about someone	Describe appearance	Give other information
What does she look like?	She's tall. / She isn't very tall.	She's Vietnamese. / He's from ...
Is she Marco's ...?	She has ... hair.	She always ... a lot.
	She has brown eyes.	She has a dog.
	Her eyes are ...	

5. Watch the 101 Useful Phrases video to check your answers. Repeat the phrases.

6. What does Marco look like? Write four sentences about Marco. Include other information.

Compare your sentences with a partner. Are they the same?

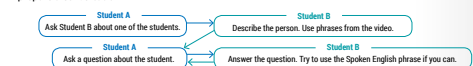
7. Listen to the sentences. Can you hear the **t** at the end of the contractions? 1. I don't think so. 2. She isn't very tall. 3. She doesn't have a boyfriend. Listen and repeat the sentences.

SPOKEN ENGLISH

Dunno
I dunno or just Dunno is a very informal way of saying I don't know. For example:
Mia: What does she look like? Jack: I dunno.

REHEARSE

7. Work in pairs (A and B). Choose two other students from the class. Write notes to describe them. Then prepare a conversation.



8. Swap roles and talk about the other student. Use the videoscape to present your conversation to other students. Do you think the other pairs' descriptions are good? Then film it!

Cyber Homework WB p. 18

REVIEW

Comprehensive grammar and vocabulary review every two units, with communicative pairwork activities.


REVIEW 3 & 4

1. Choose the correct options (a-c).
1. What are you thinking ...?
a) to b) about c) at
2. I can ride a bike, but I can't ride a ...
a) bus b) car c) horse
3. Is there any ... in the cabinet?
a) beans b) eggs c) pasta
4. I usually go to work ... foot.
a) at b) on c) with
2. Look at the groups of words. Which word is different? Why?
1. bike bus drive subway 3. kite scarf socks sweater 5. ceiling couch floor stairs
2. beans cheese ingredient rice 4. dark orange pink purple
3. Put the words in the correct order to form questions.
1. play / you / can / piano / the / ?
2. bus / do / how / take / you / often / a / ?
3. favorite / is / your / color / what / ?
4. a / are / sweater / wearing / you / ?
5. vegetables / you / do / like / ?
6. your / deck / home / there / is / a / in / ?
- Work in pairs. Ask and answer the questions.
4. ERROR CORRECTION Check the sentences. Find and correct the four mistakes.
1. There aren't any cheese in that dish. 4. We hardly ever talk about clothes.
2. I don't usually wear jacket to work. 5. How often you fly to Miami?
3. My brother can speak four language. 6. This week, we study the present continuous.
5. Read about Graceland. Choose the correct options.
This is a photo of Graceland, the home of Elvis Presley. There's / There are 23 rooms in Graceland. There are "any" a lot of bedrooms and bathrooms. In the living room, there's / there are a big white couch and two big armchairs. There are "any" some pictures of Elvis and his parents on the walls. There's / There are a big lamp on a table, but there aren't "any" some shelves. There isn't / There aren't a TV in the living room, but there's "a" / any TV in the music room.

- Complete the questions.
1. ... any pictures in your living room? 3. ... any bookshelves?
2. ... a TV?
- Work in pairs. Ask and answer the questions with short answers.

PAIRWORK A

Do this activity in pairs: A and B.
A Read the instructions below. B Turn the page and read the instructions.



- Look at the picture. Your partner has the same picture with six differences.
Take turns to say something about the picture. Find the differences.
Listen to your partner's description. Ask questions for more information.
Use these phrases to help you.

It's a picture of ... Are there any ...?
There's a ... What does he / she look like?
There are some ... What is he / she wearing?
The man / woman is / has ...

Cyber Homework WB p. 18

41

More language practice

LANGUAGE STUDIO

A complete reference for Writing, Vocabulary, and Grammar.

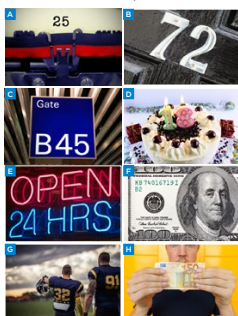
Language studio | Vocabulary

1 Numbers and time (1A, page 8)

Write the missing numbers

0	zero	7	seven	14	_____
1	one	8	eight	15	fifteen
2	_____	9	_____	16	_____
3	three	10	ten	17	_____
4	four	11	eleven	18	_____
5	_____	12	twelve	19	nineteen
6	six	13	thirteen	20	twenty

Match the numbers with the pictures.



- | | |
|---|---|
| 1. <input type="checkbox"/> eighteen | 6. <input type="checkbox"/> seventy-two |
| 2. <input type="checkbox"/> fifty | 7. <input type="checkbox"/> twenty-five |
| 3. <input type="checkbox"/> forty-five | 8. <input type="checkbox"/> thirty-two |
| 4. <input type="checkbox"/> ninety-one | 9. <input type="checkbox"/> twenty-four |
| 5. <input type="checkbox"/> one hundred | |

What time is it? Match the phrases with the pictures.



- | | |
|--|--|
| 1. <input type="checkbox"/> It's eight o'clock. | 4. <input type="checkbox"/> It's a quarter to one. |
| 2. <input type="checkbox"/> It's four thirty. | 5. <input type="checkbox"/> It's three forty-five. |
| 3. <input type="checkbox"/> It's a quarter after twelve. | 6. <input type="checkbox"/> It's ten after nine. |

Jobs and workplaces (1B, page 10)

Match the words with the pictures.



- | | |
|--------------------------------------|---|
| 1. <input type="checkbox"/> chef | 5. <input type="checkbox"/> office worker |
| 2. <input type="checkbox"/> engineer | 6. <input type="checkbox"/> receptionist |
| 3. <input type="checkbox"/> nurse | 7. <input type="checkbox"/> sales assistant |
| 4. <input type="checkbox"/> mechanic | 8. <input type="checkbox"/> tour guide |

122 Vocabulary

VOCABULARY BEATS

An innovative way to get students involved in their vocabulary learning. Individual words and phrases are set to music, creating memorable rhythms.

Wordlist & Vocabulary Beats

VOCABULARY BEATS

VIDEO Listen to the Vocabulary Beats and underline the words you hear from the Wordlist.

Listen again and repeat the words and phrases.

You can use the Vocabulary Beats to improve your vocabulary and intonation. Download the audio track and listen at home, in the car, or while you exercise. Listen and repeat. Keep to the beat!



Furniture

armchair
cabinet
lamp
light
shelf
shelves
sofa
stove

Parts of a house

ceiling
deck
floor
staircase
stairs
wall

Other home words

dining room
garage
living room

Food

bananas
beans
carrots
cheese
chips
eggs
onions
pasta
rice
tomatoes

Other food words

boil
fresh
frozen
fry
ingredient

Transportation

bike
bus
motorcycle (US)
motorbike (UK)
streetcar (US)
tram (UK)
subway (US)
underground (UK)

Other transportation words

car
drive
on foot
plane
taxi
train
walk

Verb phrases: skills

play the piano
speak another language
create an app
ride a horse
drive a car
cook Thai food
fly a kite
tell jokes

Verbs and prepositions

to
chat to / with
listen to
speak to
talk to

about

ask about
speak about
talk about
think about

at

arrive at
look at

Clothes

coat
raincoat
dress
jacket
jeans
sweater (US)
jumper (UK)
scarf
shirt
skirt
socks
tights
top
sneakers (US)
trainers (UK)
pants (US)
trousers (UK)
T-shirt

Colors

black
dark blue
light green
orange
pink
purple
red
yellow

25

STUDY SKILLS

Study skills sections include practical ideas for consolidating language and developing skills work.



STUDY SKILLS

Improving your pronunciation

- Here are a few tips to help you improve your pronunciation. Tick (✓) the ones you like.
 - ☐ Find out which sounds / aspects of pronunciation are often difficult for speakers with your first language.
 - ☐ Learn the phonemic symbols.
 - ☐ Do as much listening to fluent / native speakers as you can.
 - ☐ Try listening and reading at the same time, eg on news websites, or by reading an audiobook.
 - ☐ Ask your teacher to help you with your pronunciation.
 - ☐ Practise the problem areas by recording and repeating (see example below).

Reflective journal tasks encourage students to try new ways to become more effective learners.



REFLECTIVE JOURNAL

Rate your English

- How would you rate your English skills / knowledge, on a scale of 1-5 (1 = weak, 5 = very strong)?

1 speaking	<input type="checkbox"/>	listening	<input type="checkbox"/>
reading	<input type="checkbox"/>	writing	<input type="checkbox"/>
2 knowledge of vocabulary	<input type="checkbox"/>		
knowledge of grammar	<input type="checkbox"/>		
3 pronunciation	<input type="checkbox"/>		
ability to cope in situations where English is needed	<input type="checkbox"/>		
4 your own confidence levels	<input type="checkbox"/>		
your motivation	<input type="checkbox"/>		
5 your view of your linguistic ability in general	<input type="checkbox"/>		

ADVICE

Available at Upper-intermediate and Advanced Levels.

SKILLS PRACTICE

Reading and listening activities explore a wide range of different genres and, at Beginner level, a new episode of a story.

101 THINGS TO DO IN ENGLISH

3 Describe a person

- Write these words in the correct column.

	blonde	curly	dark	green	straight
1. Eye color					
2. Hair color					
3. Hair style					

- Match the sentences with three of the people in the picture. Write the correct names.

- He / She has long straight dark hair.
- He / Her hair isn't very long.
- He / She has a laptop.
- He's / She's tall.
- He's / She's from Scotland.
- He / She has short curly hair.

- Write two sentences about the other person in the picture.

- _____
- _____

- What do you look like? Write a short description of yourself.

- _____
- _____

- Translate the phrases into your language.


What does she look like?

She has long dark hair.

She isn't very tall.

Her eyes are blue.

She always talks a lot.



READING | A note

The suitcase - Part 3: Follow the instructions

- a) Read the note and instructions. Which instruction does Bill not follow?
 - Why does Xavier tell Bill to buy the plane ticket first?
 - What time does the plane leave New York?
 - How much money does Xavier need?
 - When is the house always empty?
 - Where is the phone?
 - What does Xavier ask Bill not to do?
- b) Read the note again and answer the questions.
 - What do you think happens next? Does Emma call the police? Does she follow the instructions?

Dear Emma,
Here are the instructions...

I have your suitcase. Do you want to see it again? Then follow these instructions.

- First, buy a ticket for the 9 o'clock plane from New York to Miami next Tuesday morning. It's often full so do this now.
- Go to your bank and take out 30,000 dollars in \$500 bills.
- Take the plane to Miami.
- Get a taxi at the airport. Ask the driver to take you to Lotus Street.
- There's only one house on the street. It's always empty on Tuesdays. Walk into the house and go up the stairs.
- There are three doors at the top of the stairs. Open the door on the left and wait in the bedroom. There's a phone next to the lamp. At five o'clock in the afternoon, call me at (312) 555-7352. My name is Xavier.
- Come alone. Don't call the police and don't show this note to anyone or your suitcase disappears forever!
- Do you understand?

18

Blended learning

PAIRWORK A

Do this activity in pairs: A and B.
A Read the instructions below. B Turn the page and read the instructions.



Look at the picture. Your partner has the same picture with six differences.

Take turns to say something about the picture. Find the differences.

Listen to your partner's description. Ask questions for more information.

Use these phrases to help you.

It's a picture of ...

There's a ...

There are some ...

The man / woman is /

has ...

Are there any ...?

What does he / she

look like?

What is he / she

wearing?

HELBLING MEDIA APP

The App provides easy access to all the Student's Book and Workbook audio (including Vocabulary Beats), Pairwork activities and video.

Download the free Helbling Media App to your smartphone or tablet. **Listen and view on the go!**

PAIRWORK

American Studio has a strong focus on pairwork with frequent activities throughout the Student's Book, and additional tasks available on e-zone and the Helbling Media App.

HELBLING MEDIA APP – PAIRWORK ACTIVITY



AUDIO- AND VIDEO-BASED LESSONS

101 Things to do in English

The **American Studio** functional language lessons use video to show how useful phrases are said in context. Students can then create their own videos, using the same videoscape backgrounds as the actors in the videos.

The *101 Things* lessons also include pronunciation tasks on sounds, stress, intonation, and connected speech.



Studio Mix, Life Stories, Studio Views

Each **American Studio** unit includes a lesson in which people talk about their lives. These stories are presented alternately using video or audio.

Studio Mix (Beginner & Elementary)

A group of people talk about their lives and interests, providing a model for tasks the students complete themselves.

Life Stories (Pre-intermediate & Intermediate)

An individual talks about a personal event or experience. Watching and listening to these stories brings them to life, making them more meaningful and easier to understand.

Studio Views (Upper-intermediate & Advanced)

Two or more people discuss different topics and issues in an interview situation, helping students get used to the challenges of natural delivery and multiple speakers.

American Studio digital

Helbling Media App

Audio, Video, Pairwork, and Vocabulary Beats on the go!

Teacher's version includes Quick Notes for lesson planning and Answer Keys.

IWB and Teacher's DIGI Pack

A version of all the student's material for presentation on an interactive whiteboard.

Testbuilder

Specially developed Unit and Progress Tests allow teachers to evaluate their students' progress effectively. Teachers can use ready-to-print tests or edit and generate their own versions. Audio recordings for the tests are also included.

Placement test

Designed to give students and teachers a quick way of assessing the approximate level of a student's knowledge of English grammar and usage.



e-book+

State-of-the-art interactive versions of Student's Book and Workbook with embedded audio and video plus additional interactive activities.

Cyber Homework

Self-correcting activities assigned by teachers to individual students or groups. Students' feedback is given automatically after the deadline set by their teachers.

CLIL Projects

Open-ended tasks to be assigned by the teacher to individual students or groups. Students can share texts, documents or images with their class.

Exam Practice

Plenty of practice to ensure exam success at any level. Also assignable.



live_teacher mx_01




MANAGE COURSES STUDENT LISTS CODES MESSAGES DOWNLOADS



American Studio Elementary Class / English Course ID: PNYP-PXRA

AMERICAN STUDIO ELEMENTARY
Cyber Homework | Unit 1A

Vocabulary: Numbers and time (2) X Close

Choose the correct options to complete the times.

 It's quarter eight.
  It's half seven.
  It's past eleven.

 It's twelve .
  It's three .

SUBMIT

Powered by HELBLING 1.1.7 (live-ezone) Site notice | Terms & Conditions | Contact

PRONUNCIATION

live_teacher mx_01

MANAGE COURSES STUDENT LISTS CODES MESSAGES DOWNLOADS

American Studio Elementary Class / English Course ID: PNYP-PXRA

AMERICAN STUDIO ELEMENTARY
CLIL Projects | American Studio Elementary

Assign task X Close

Assign the task to your course or single students.

- Set deadlines for the students' writing period and dates for the start and end of the assessment period.
- Tip! Allow a short period of time between the dates students submit their tasks and the start of the assessment period so you have time to look at their work.
- Check the box at the bottom of the page if you want students to comment on each other's submissions during the assessment period.
- Click on Save to start the task.
- Click on Print to print the task out.

Assign the task to:

upcoming course students (there are no students in the course at the moment)

Assign the task:

PROJECT 3

Create a music quiz

Introduction
You are going to work in a group to create a music quiz. You then ask teams from the rest of the class to answer your questions. Each team gets points by answering questions correctly.

Step 1: Choose your topic
In your group, choose one of the topics below. Discuss the topic to make sure that the music or musicians in your quiz questions will be familiar to the rest of the class.

- Famous songs
- Famous bands or singers
- Famous musicians and their instruments
- Different musical styles and genres
- Musicals or films with music

Step 2: Create your quiz
Each person in the group writes a multiple-choice question with three possible answers, but only one correct answer. Use the internet to check your information. You can also play music as one of their work.

Deadline for the writing period:

Date: 2020-06-19 Time: 04:13 pm

Start of the assessment period:

Date: 2020-06-19 Time: 04:13 pm

End of the assessment period (task completed):

Date: 2020-06-26 Time: 04:13 pm

(GMT+02:00) London, Dublin, Lisbon, Plymouth, Azores
In your preferences you can change the time zone.

Options:

☒ Students are allowed to comment on each other's submissions during the assessment period.

X Cancel Print Save

Powered by HELBLING 1.1.7 (live-ezone) Site notice | Terms & Conditions | Contact

EXAM PRACTICE

CYBER HOMEWORK

live_teacher mx_01

MANAGE COURSES STUDENT LISTS CODES MESSAGES DOWNLOADS

American Studio Elementary Class / English Course ID: PNYP-PXRA

AMERICAN STUDIO ELEMENTARY
Cyber Homework | Unit 2A

Pronunciation: Verbs ending in s / es X Close

Listen and choose the correct sound of the verbs ending in s / es.

▶ meets /s/ /z/ /ɪz/

▶ goes /s/ /z/ /ɪz/

▶ knows /s/ /z/ /ɪz/

▶ watches /s/ /z/ /ɪz/

▶ teaches /s/ /z/ /ɪz/

▶ helps /s/ /z/ /ɪz/

▶ likes /s/ /z/ /ɪz/

▶ lives /s/ /z/ /ɪz/

▶ finishes /s/ /z/ /ɪz/

SUBMIT

Powered by HELBLING 1.1.7 (live-ezone) Site notice | Terms & Conditions | Contact

CLIL PROJECTS

live_teacher mx_01

MANAGE COURSES STUDENT LISTS CODES MESSAGES DOWNLOADS

American Studio Elementary Class / English Course ID: PNYP-PXRA

AMERICAN STUDIO ELEMENTARY
Exam Practice | Review 6: Units 11 & 12

IELTS Listening 1B: Quick test 1 X Close

Listen. Choose the correct answer: A, B or C.

▶ ◻ ◻ ◻

(8) What subject is the woman studying?

A: English
B: Engineering
C: Banking

(9) Which year of her course is it?

A: First
B: Final
C: Second

(10) What gift does she choose?

A: a pen
B: a diary
C: an umbrella

▶ ◻ ◻ ◻

For each question, choose the correct answer.

page 1/5

You will hear a woman talking to a shop assistant.

What's the problem with the jacket?

A: It's the wrong colour.
B: It's the wrong size.
C: The customer doesn't have the receipt.

Powered by HELBLING 1.1.7 (live-ezone) Site notice | Terms & Conditions | Contact

FOR STUDENTS

- Student's Book
 - Workbook
- or
- **COMBO SPLIT**
(Student's Book & Workbook A and B)

ON e-ZONE

- **e-book+**
A state-of-the-art interactive Student's Book & Workbook with integrated audio and video plus extra activities:
 - Pairwork activities
 - Vocabulary Beats
 - Extra interactive Reading and Listening activities
- **Cyber Homework**
- **CLIL Projects**
- **Exam Practice**



HELBLING MEDIA APP

- **Audio**
- **Vocabulary Beats**
- **Video**
- **Pairwork Activities**

FOR TEACHERS

- **Teacher's Book**

ON e-ZONE

- **IWB and Teacher's DIGI Pack**
 - Teacher's Student's Book & Workbook for Interactive Whiteboards
 - Teacher's Book with Workbook audio and Answer Keys
 - Videoscapes
- **Placement Test**
- **Testbuilder with audio**



HELBLING MEDIA APP

- **Audio**
- **Vocabulary Beats**
- **Video**
- **Pairwork Activities**
- **Quick Notes and Answer Keys**

CEFR & EXAMS

	AMERICAN STUDIO BEGINNER	AMERICAN STUDIO ELEMENTARY	AMERICAN STUDIO PRE-INTERMEDIATE	AMERICAN STUDIO INTERMEDIATE	AMERICAN STUDIO UPPER-INTERMEDIATE	AMERICAN STUDIO ADVANCED
CEFR	A1	A2	B1	B1+	B2	C1
	<ul style="list-style-type: none"> • Towards Cambridge A2 Key 	<ul style="list-style-type: none"> • Cambridge A2 Key • Towards IELTS 	<ul style="list-style-type: none"> • Cambridge B1 Preliminary • IELTS, TOEFL, TOEIC 	<ul style="list-style-type: none"> • Towards Cambridge B2 First • IELTS, TOEFL, TOEIC 	<ul style="list-style-type: none"> • Cambridge B2 First • IELTS, TOEFL, TOEIC 	<ul style="list-style-type: none"> • Cambridge C1 Advanced • IELTS, TOEFL, TOEIC

AMERICAN STUDIO	BEGINNER	ELEMENTARY	PRE-INTERMEDIATE	INTERMEDIATE	UPPER INTERMEDIATE	ADVANCED
Student's Book + e-zone	978-3-99089-164-3	978-3-99089-166-7	978-3-99089-168-1	978-3-99089-170-4	978-3-99089-172-8	978-3-99089-174-2
Workbook + e-zone	978-3-99089-165-0	978-3-99089-167-4	978-3-99089-169-8	978-3-99089-171-1	978-3-99089-173-5	978-3-99089-175-9
Teacher's Book + e-zone	978-3-99089-182-7	978-3-99089-183-4	978-3-99089-184-1	978-3-99089-185-8	978-3-99089-186-5	978-3-99089-187-2
COMBO SPLIT VERSION						
Student's Book & Workbook A + e-zone	978-3-99089-188-9	978-3-99089-190-2	978-3-99089-192-6	978-3-99089-194-0	978-3-99089-196-4	978-3-99089-198-8
Student's Book & Workbook B + e-zone	978-3-99089-189-6	978-3-99089-191-9	978-3-99089-193-3	978-3-99089-195-7	978-3-99089-197-1	978-3-99089-199-5
Teacher's Book A + e-zone	978-3-99089-200-8	978-3-99089-202-2	978-3-99089-204-6	978-3-99089-206-0	978-3-99089-208-4	978-3-99089-210-7
Teacher's Book B + e-zone	978-3-99089-201-5	978-3-99089-203-9	978-3-99089-205-3	978-3-99089-207-7	978-3-99089-209-1	978-3-99089-211-4

helbling.com/english

communication made easy



100 Clements Road
London SE16 4DG
info@helbling.com