

The Lazy Egg Café

A1

Lesson Objectives

Cultural content: Breakfast in the UK, eating at a café
Vocabulary: Breakfast: cereal, muesli, yoghurt, grapefruit, toast, jam, bacon and eggs, tea, coffee, orange juice. **Pizza:** tuna, tomatoes, pineapple, ham, spinach, mushrooms, sweetcorn, olives, chicken
Skills: Ordering food and drink in a café, asking someone what they would like to eat and drink

Remember to photocopy the worksheets for your students.

SCREEN 1

3 mins

THE MOST IMPORTANT MEAL OF THE DAY?

Photos: In the photo on the left, the girl is drinking a takeaway coffee on the bus. This is a common breakfast for people in a hurry. The boy (top centre) is eating toast and drinking juice while at his laptop. The family (centre bottom) are eating bread with cold meat and cheese, fruit and croissants with jam and drinking juice and coffee. Although croissants have become popular in Britain, it is unusual for British people to eat cold meat and cheese at breakfast time. The woman (photo on the right) is eating a full 'English breakfast'. This usually consists of bacon and eggs, sausage, tomatoes or mushrooms with fried bread or toast.

- Students look at the photos on the whiteboard and listen to the accompanying 'breakfast sounds' to add to the atmosphere.
- Ask warm-up questions: *What is the boy/girl/boy/family eating/drinking? Which meal is it? Is breakfast the most important meal of the day for you?*

SCREEN 2

7 mins

WHAT'S FOR BREAKFAST?

- Hand out the worksheet. Students write in the names of the breakfast items using the pictures.
- Students check the answers on the whiteboard using the drop-down menu and tick the correct answer. A tick or cross will appear as each answer is selected.
Answers: 1 – orange juice, 4 – muesli and yoghurt, 5 – grapefruit, 6 – toast and jam, 7 – porridge, 8 – toast and jam, 9 – bacon and eggs
- Students work in pairs and ask each other what they have for breakfast.

SCREEN 3

6 mins

'BACON AND EGGS' PLEASE

- Play Audio 1. Listen to the customers ordering breakfast at the Lazy Egg Café and tick the items that are ordered on their worksheets.
- Complete the table on the whiteboard to check the answers. A tick or cross will appear as each item is selected.
- Which was the item that was not available? Listen again if necessary.

Answers: Adam – bacon and eggs, jam and toast, tea; Jade and Rashid – porridge, coffee, bacon and eggs, orange juice; Mum and Ben – muesli and yoghurt, toast and jam, tea, coffee. Bacon and eggs were not available by the end of the morning.

Ask students to recall the different ways the customers gave their orders (*Coffee, please; I'd like coffee; I'll have coffee*). Make sure they are clear about the difference between *I like* and *I'd like*.

TRANSCRIPT Audio 1: 'Bacon and eggs, please'

Waitress: Hello, what would you like?
Adam: I'd like bacon and eggs and lots of toast and jam, please.
Waitress: Would you like anything to drink?
Adam: A cup of tea, please
Waitress: Great. It'll be about ten minutes.
Waitress: Hi guys, what would you like?
Jade: I'd like some porridge, please, and a cup of coffee with milk.
Rashid: I'll have porridge too, and then bacon and eggs and some toast and jam, please. I'm really hungry!
Waitress: Anything to drink?
Rashid: A glass of orange juice.
Waitress: Thanks.
Waitress: Sorry to keep you waiting. What would you like?
Ben: I'd like muesli and yoghurt, please. Oh and a cup of coffee.

Maisie: And I'll have bacon and eggs.
Waitress: I'm very sorry. We've had so many customers this morning! We don't have any more bacon and eggs. Do you want something else?
Maisie: No bacon and eggs! I can't believe it. Um... well, I'll have some toast and jam then.
Waitress: And to drink?
Maisie: A cup of tea.
Waitress: Thanks. Sorry, again!

SCREEN 4



6 mins

PIZZA TOPPINGS

- As a class, match the labels to the photos of pizza toppings on the whiteboard. Click the audio buttons to hear each word spoken.
- As a memory test, turn off the whiteboard and have students complete the labelling activity on the worksheet.
- Check their answers on the whiteboard when everyone has finished.
Answers: 1 – cheese, 2 – tomatoes, 3 – mushrooms, 4 – ham, 5 – chicken, 6 – spinach, 7 – tuna, 8 – sweetcorn, 9 – olives, 10 – pineapple

SCREEN 5

4 mins

THE PERFECT PIZZA

- Play Audio 2. Students listen to what Joe and Kate want on their pizzas.
- Drag and drop the ingredients onto the pizza bases according to the students' instructions. A tick or a cross will appear. Note that Joe names a topping that *doesn't* want (**no** olives).
Answers: Joe – cheese, tomatoes, mushrooms; Kate – cheese, tomatoes, ham, pineapple

TRANSCRIPT Audio 2: The perfect pizza

Joe: Hi, I'd like cheese, tomatoes, mushrooms on my pizza, please, but no olives. I hate olives.
Kate: I'd like cheese, tomato, ham and pineapple, please.
Joe: Pineapple? That's weird.

SCREEN 6

3 mins

THE PERFECT PIZZA

- Play Audio 3. Students listen to what Sal and Nadish want on their pizzas.
- Drag and drop the ingredients onto the pizza bases according to the students' instructions. A tick or a cross will appear.
Answers: Sal – tomatoes, chicken, mushrooms, spinach; Nadish – tomatoes, cheese, tuna, sweetcorn, olives, spinach

TRANSCRIPT Audio 3: The perfect pizza

Sal: I'd like tomatoes, chicken, mushrooms and spinach, please. No cheese. Definitely no cheese!
Nadish: Hmm, I'd like tomatoes, cheese, tuna, sweetcorn and olives. Oh, and some spinach – I'm trying to be healthy!

SCREEN 7

5 mins

YOUR PIZZA

- Two students come to the front of the class to play the roles of waiter and customer. The customer chooses toppings for their pizza and the waiter drags the ingredients onto the pizza base on the whiteboard.
- The rest of the class watches. If they would like to eat the pizza, they can eat the activity with more pairs if time allows.

SCREEN 8

5 mins

HOW TO... ORDER FOOD

- Students look at the sentences on the whiteboard and decide which are said by the waiter and which are said by the customer.
Answers: 1 – waiter, 2 – customer, 3 – waiter, 4 – customer, 5 – waiter, 6 – customer, 7 – waiter, 8 – customer, 9 – waiter, 10 – customer.
 Check the answers by dragging the sentences to the correct box.
- Play Audio 4 to hear the full conversation. If time allows, students write out the sentences in the correct order and practice the conversation in pairs.

Answers: See transcript

TRANSCRIPT Audio 4: How to... order food

Waiter: Hello. What would you like?
Customer: I'd like some toast and jam, please.
Waiter: Would you like anything to drink?
Customer: Do you have any orange juice?
Waiter: No, we don't have any more orange juice.
Customer: Then I'll have a cup of tea, please
Waiter: Would you like anything else?
Customer: No thank you.

SCREEN 9

6 mins

AT THE LAZY EGG CAFÉ


One student is a customer in a café and orders breakfast or lunch, the other is the waiter who takes the order. They can use the menus on the whiteboard as a prompt for the role-play.

EARLY FINISHER / HOMEWORK

Ask students to design a menu for their own café. They can re-use some of the vocabulary from this lesson. To extend their vocabulary, ask them to use a dictionary to find at least five new items of food or drink to include.

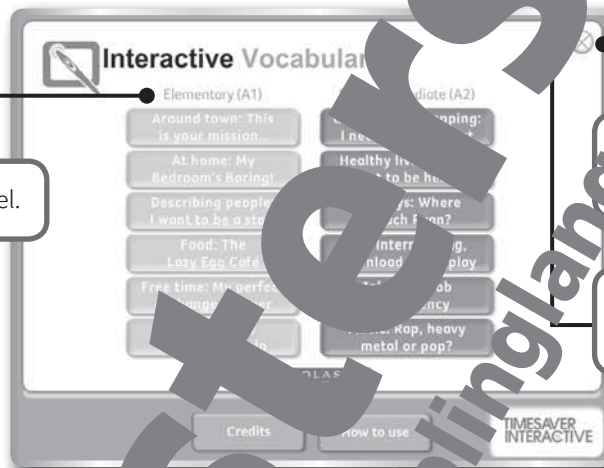
How to use your Timesaver Interactive

1. Insert the disc into your computer. You can either run the programme from the disc or install it onto your computer.
2. Choose a lesson.
3. Read the Teacher's Notes.
4. Print or photocopy the worksheets for your students.
5. Start the lesson!



Contents menu

Select the lesson you want.



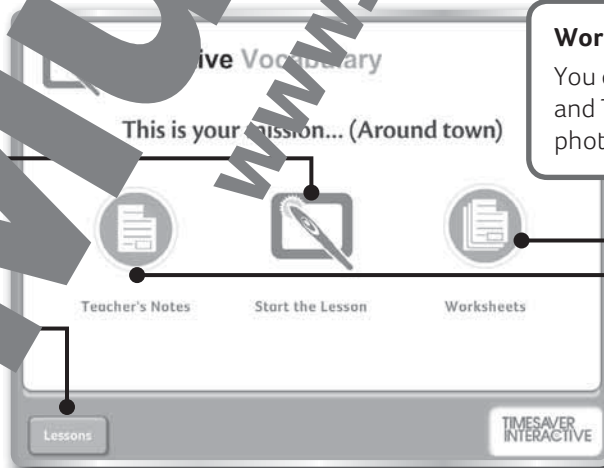
The lessons are ordered by level.

Close button
Click to close the programme.

Minimise button
Click to minimise the screen.

Lesson Menu

Open the worksheets and Teacher's Notes (if required) then start the lesson.



Start button
Click to start the lesson.

Lessons button
Click here to return to the lessons menu screen.

Worksheets and Teacher's Notes
You can print the worksheets and Teacher's Notes from here or photocopy them from the book.

Lesson screens

Follow the instructions on screen and in the Teacher's Notes for each lesson.

Screen instructions
Watch the advert for The Job Guru Agency. Tick the jobs that you see in...

Video symbol
Click to play the video. Use the video player to play, pause, stop and control volume.

Next button
Click to move to the next screen.

Screen number
This shows what screen you are on.

Answers button
Click to show the answers. Ticks or crosses will appear.

Audio symbol
Click the audio symbol to play the audio.

Worksheet symbol
Click the worksheet symbol to open the worksheet activity for this screen.

Tools button
Click the tools button to maximise the toolbar.

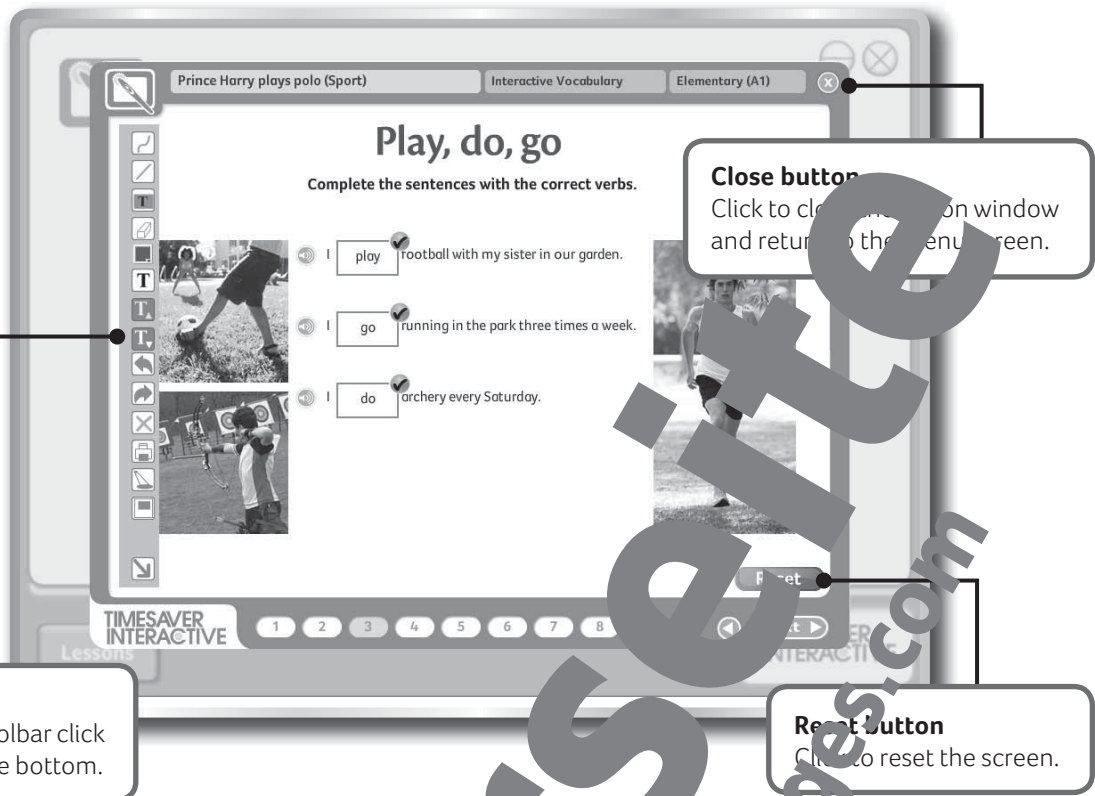
Selection instruction
Select an answer and a tick or a cross will appear automatically.

Job Guru Agency Jobs
 football coach
 teacher
 scientist
 doctor
 farmer
 businessman/woman
 soldier
 builder
 journalist
 firefighter
 musician
 astronaut

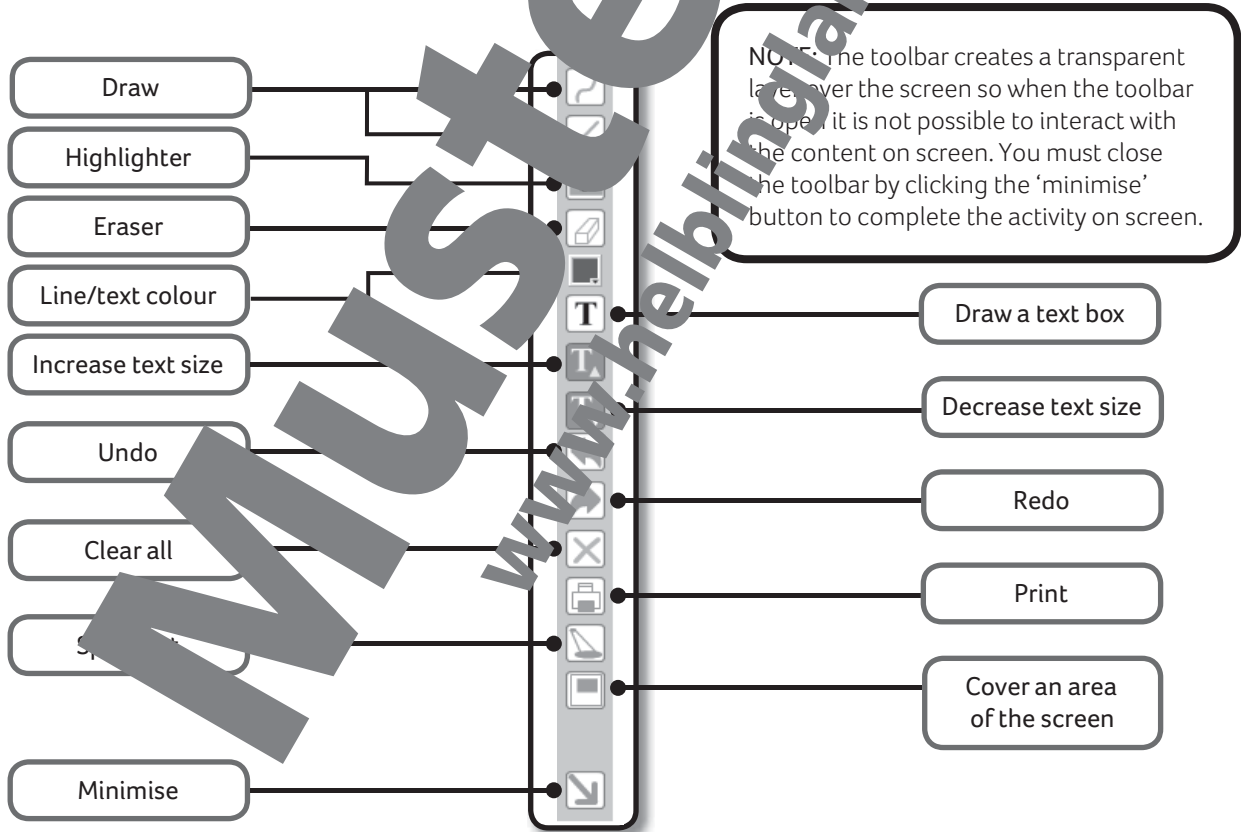
Where's Dad?
Nicola is recording for her radio show. Listen and put the pictures in the order that you hear them.
Where is Nicola's dad?

1 2 3 4 5 6 7 8

Icons: coat, toilet, bed, sofa, soccer ball, bathtub, armchair, dining table, desk.



Toolbar
Use the toolbar to brainstorm, annotate text or write student answers and ideas on the whiteboard.



Teacher's Notes

The Teacher's Notes give you step-by-step instructions for each screen in the lesson. They also include the answer key and audio and video transcripts.

SCREEN 1 4 mins

SPIES!

- In pairs, students look at the photos of the three famous fictional spies on the whiteboard: do they know who these characters/actors are? Do they know any others?
Answers: Angelina Jolie as Evelyn Salt in the film *Salt*, Matt Damon as Jason Bourne in the *Bourne Trilogy*, and Daniel Craig as James Bond.
- Students discuss what makes a good spy, in L1 if appropriate. E.g.: good at remembering things, good at languages, very fit, can do things quietly.
- Set the scene for the rest of the lesson: students imagine they are spies about to embark on a special mission in an unknown town.

SCREEN 2 6 mins

SPY TRAINING

- Students watch a slideshow of places in town. Tell students they need to remember as many places as they can.
- Tell students there were 19 places in the slideshow. Ask the class how many can they remember?
- Play the slideshow again to look at any places the class couldn't remember. Use the audio buttons to play the slideshow to drill the vocabulary.
- Hand out the worksheet. Students write the names of the places in town.
- Check their answers on the whiteboard by clicking the gapped words. Click the audio buttons to reinforce correct pronunciation.

Play video

Play audio

Worksheet activity

Worksheets

Each lesson comes with two pages of printable worksheets which can be photocopied from the book or printed from the CD-ROM. The worksheets can also be viewed on each lesson by clicking on the worksheet button. You can annotate the worksheet on screen using the tools provided.

Screen 4

Pizza toppings

1. Do you know the English words? Label the photos with the words in the box.

tuna • tomatoes • pineapple • ham • spinach • cheese • olives

2. Check your answers on the whiteboard.

Screen 9

The Egg Café

Work in pairs. Have a conversation at the café.

Student A: You are a waiter at the Egg café. Take an order from your customer.

Student B: You are a customer at the Egg café. Give your order to the waiter.

Breakfast Menu

• Coffee

• Tea

• Orange juice

• Apple juice

Pizza Menu

Build your own pizza with a choice of ten delicious toppings!

Cheese	Pepperoni
Tomatoes	Spinach
Eggs	Onions
Chicken	Olives
Tuna	Pineapple

Screen 5

Celebrity fancy dress

Look at the costumes on the whiteboard and complete the sentences with the words in the box.

denim • leather • striped • high-heeled • spotted • long-sleeved • flowery • long • earrings • headband • boots • gloves • leggings • belt • trousers • mask

Madonna: She is wearing a _____ denim _____ jacket, a _____ skirt, grey _____ and star-shaped _____.

Jack Sparrow: He is wearing a _____ waistcoat, blue _____ a _____ scarf and brown _____.

Catwoman: She is wearing a gold _____ shoes, a black _____ and leather _____.

A football star: He is wearing a _____ t-shirt, _____ socks, a red _____ and a _____ top.

2. Check your answers on the whiteboard.

Screen 3

The Lady Gaga costume competition

1. Look at the candidates for the Lady Gaga costume competition. Circle the different items of clothing you can see.

2. Listen to the jury and match the prizes with the candidates.


3. Check your answers on the whiteboard. Which is your favourite candidate? Why?

Screen 2

What's for breakfast?

1. What's on the breakfast menu at the Lazy Egg Café? Choose the correct words for each picture.

grapefruit • tea • bacon and eggs • orange juice • muesli and yoghurt • porridge • cereal • coffee • toast and jam



1


tea



2



3



5



6



7



2. Check your answers on the whiteboard.

3. What do you have for breakfast? Talk to your partner.

Screen 3

'Bacon and eggs please'

1. What does each customer order for breakfast? Tick the items on the menu.

The LAZY EGG Café	Adam	Jade & Rashid	Maisie & Ben
Muesli and yoghurt	<input type="checkbox"/>	<input type="checkbox"/>	<input type="checkbox"/>
Porridge	<input type="checkbox"/>	<input type="checkbox"/>	<input type="checkbox"/>
Toast and jam	<input type="checkbox"/>	<input type="checkbox"/>	<input type="checkbox"/>
Fried eggs	<input checked="" type="checkbox"/>	<input type="checkbox"/>	<input type="checkbox"/>
Tea	<input type="checkbox"/>	<input type="checkbox"/>	<input type="checkbox"/>
Coffee	<input type="checkbox"/>	<input type="checkbox"/>	<input type="checkbox"/>
Orange juice	<input type="checkbox"/>	<input type="checkbox"/>	<input type="checkbox"/>

2. Which item is no longer available by the end of the morning? Check your answers on the whiteboard.

