

# 10 London Transport

## Film summary

- In this film, Kyla and Mia try to get to school by various different forms of transport. Their journey doesn't go smoothly!

## Target language

- Transport: *by bike, by bus, by car, on foot, by taxi, by train, by underground; bus stop, underground station*
- How do you / does she go to school? I / they go to school (by bike). She goes (by bus).*
- It's closed. Great idea! Oh no!*

## Cultural information

- London buses** are red. The most famous are the double-decker buses which have two floors. You pay for your journey at ticket machines by bus stops, or you can pay the driver when you board the bus.
- The underground**, also known as *the tube*, is the oldest underground train system in the world. The Metropolitan line between Paddington and Farringdon was first used in 1863. The tube map and the tube station logo are instantly recognisable symbols to any Londoner. There are twelve different lines, each represented by a different colour on the map.
- Black taxis**, also known as *cabs*, are another famous symbol of London. Taxis are *hailed* (called) by raising your arm, as the girls do in the film. There is an orange sign on the front of taxis. This is lit when the taxi is available.
- A cycle hire** scheme was introduced in London in 2010. You can hire a bike at a £400 hire stations in central London and drop it off at another.

## Getting started

- Draw or pin a photo of a red double-decker bus on the board. In your native language, ask children what city they think it is from.
- Teach / Review target transport vocabulary, using pictures from magazines or drawings on the board.

## Watching the film



### Film 10, London Transport

### Play the film.

Play the film all the way through. In your native language, ask children to watch and count how many different forms of transport Kyla and Mia try to get to school on. Then children don't understand every word of the dialogue. They can use visual clues to help them understand what is happening.

**Answer:** Kyla and Mia try to use four different forms of transport to get to school (They try to go by bus, by underground and by a taxi. They finally ride bikes.)

### Play it again

Play the film a second time. This time pause the film after each scene as indicated below) and ask your children to answer comprehension questions.

#### Meeting Kyla and Mia

**Kyla:** Hi, I'm Kyla.

And I'm Mia.

**(pause)**

**Teacher:** Show me Kyla.

Show me Mia. [Children point to the screen.]

What colour are their jumpers? [red]

Why are they wearing these clothes? [It's their school uniform. They're going to school.]

#### Going to school

**Kyla:** How do you go to school, Mia?

**Mia:** I go by bus.

**(pause)**

**Teacher:** Does Mia walk to school? [no]

Does she go by bus? [yes]

#### At the bus stop

**Mia:** It's ten to nine. Where's the bus?

**Kyla:** Come on!

**(pause)**

**Teacher:** Where are they? [at a bus stop]

What's the time? [ten to nine]

Is the bus here? [no]

#### Missing the bus

**Kyla and Mia:** Oh no!

**(pause)**

**Teacher:** What's this? [a bus]

Do Kyla and Mia get on the bus? [no]

Are they happy? [no]

### ➤ At the underground station

**Kyla:** Look! The underground! We can go on the underground.

**Kyla and Mia:** Oh no! It's closed.

⏸ (pause)

**Teacher:** *Where are they?* [an underground station]  
*What transport stops here?* [underground trains]  
*Do the girls get on an underground train?* [no]

### ➤ Calling a taxi

**Kyla:** I've got an idea. We can take a taxi!

**Mia:** Yeah!

**Kyla and Mia:** Taxi!  
 Oh no!

⏸ (pause)

**Teacher:** *Do Kyla and Mia get in the taxi?* [no]

### ➤ At a bike shop

**Mia:** Bikes! Great idea!

**Kyla and Mia:** Bye!

⏸ (pause)

**Teacher:** *Do Kyla and Mia get on bikes?* [yes]  
*Do you ride a bike?*

### Write the phrases and watch the film.

- 1 Give each child a photocopy of Worksheet 10A (pages 64 and 65). Children read the story and complete the gaps, using the phrases in the box.
- 2 Play the film again. Children check their answers.

**Answers:** 1 I go by bus. 2 It's ten to nine. 3 Look! 4 Look! 5 It's closed. 6 Taxi! 7 Great idea! 8 Bye!

### You!

Ask individual children the questions in the box. More confident classes could then ask and answer in pairs.

### Follow-up activity

Give each child a photocopy of Worksheet 10B (pages 66 and 67).

### Read

- 1 Children read the information about Kyla and Mia's class and colour in the columns in the chart to the correct height.

- 2 Check answers with the class.

### Answer:



### Extension activity Transport survey

- 1 Ask children: *How do you go to school?* Elicit some answers from individual children.
- 2 On the board draw the columns of a transport bar chart like the one on Worksheet 10B, without the numbers on the y-axis. Give out a sticky label to each child and ask them to write their name on it.
- 3 Give out their sticky labels in the appropriate column of the board to form an instant bar chart.

### Culture Spot

- 1 Children follow the maze and fill in the gaps with the correct numbers.
- 2 Check answers as a class.

**Answers:** 1 8000 red buses 2 17,500 bus stops  
 3 1000 taxis 4 275 underground stations

- 3 **Talk about it!** Ask: *What colour are London buses and taxis?* (London buses are usually red and London taxis are usually black.) Compare with your own town or city.

### Puzzle Time!

- 1 Children find and circle the seven words in the wordsearch.
- 2 Check answers as a class.

**Answers:** bike, bus, car, on foot, taxi, train, underground

### Mini-project

- 1 Read the poster together and discuss whether taxi-bikes are a good idea.
- 2 In pairs, children think of a useful new type of transport for their area and design an advert for it. Their ideas can be as practical or as crazy as they want, but the advert must include answers to the three questions: *What is it? Where does it go? How much is it?* Encourage the children to ask you for any vocabulary they do not know.
- 3 Display the finished posters around the class and give children time to look at them. The class votes on their favourite idea. Why do they like it?

# 10A London Transport



Write the phrases and watch the film.

Bye! It's closed. I go by bus. Great idea! Look! Oh no! The bus is from ten to nine.

## 1 Going to school



## 2 At the bus stop






## 3



## 4 At the underground station





**YOU!** What's your favourite form of transport?  
How do you go to school?