

Play Station 1



1 Listen and point.



2 Match the words and the pictures in 1.

bee

seeds

sun

flower

soil

water

pot



spade

watering can



CHANT

3 Listen. Say the chant.
Then read and match.



- A First you plant the seed.
First you plant the seed.
- B The sun starts to shine.
The sun starts to shine.
- C The rain starts to fall.
The rain starts to fall.
- E The plant starts to grow.
The plant starts to grow.
- F The flower smiles at you.
The flower smiles at you.



4 Listen and mime.



Sam loves visiting his grandad
in the country.





How many chicks are there?

6

7



Play Station Project



Sunflower

Make a sunflower picture.

You need:

1 sheet of white card


pencil

scissors 

glue 

seeds

yellow and green tissue paper



1 Draw a sunflower onto the white card.

Or download the template from ezonekids.helbling.com.



2 Glue the seeds into the centre of the sunflower.

3 Cut or tear up pieces of tissue paper and roll them into balls.



4 Glue the yellow tissue paper onto the petals.



5 Glue the green tissue paper onto the leaves and stem.



Go to ezonekids.helbling.com to download this page.