

Contents

Introduction	04
Simple present – revision	05
Simple present vs. present progressive – revision	08
Simple past – revision	10
The negation of the simple past – revision	12
Past time expressions	13
Simple past – negations and questions	14
Simple past: regular vs. irregular verbs – revision	15
<i>should/shouldn't</i>	18
Comparatives	20
as ... as	22
Superlatives	23
Directions (prepositions of place)	25
<i>whose + possessive</i>	27
Possessive pronouns – revision	28
<i>some/any</i>	30
Quantities	32
<i>will-future</i>	34
<i>going to-future</i>	36
Negation of the <i>going to-future</i>	40
<i>might (not)</i>	41
<i>have to/don't have to</i>	43
<i>must/mustn't</i>	45
<i>one/ones</i>	46
Adverbs of manner	47
Past participles	52
Present perfect	53
Present perfect + <i>already/yet</i>	56
<i>So (do/have) I/Neither (do/have) I</i>	61
Present perfect + <i>ever/never</i>	63
Anhang I Grammatik	65
Anhang II Lösungsschlüssel	76

Comparatives

Alle einsilbigen und einige zweisilbige Adjektive werden mit **-er** (Komparativ) und **-est** (Superlativ) gesteigert. Alle anderen Adjektive mit zwei Silben und alle drei- und viersilbigen steigerst du mit **more** und **most**.

Wie im Deutschen verwendest du für Vergleiche die Komparativform des Adjektivs. Achte auf die Schreibweise bei Adjektiven, an die du **-er** anhängst: **y** am Wortende wird zu **i**, **g** wird verdoppelt.

I'm older **than** my brother.
 I'm bigger **than** my brother.
 I'm heavier **than** my mum.
 I'm more interesting **than** my dad.

1 Read the sentences and tick the right picture.



1 My pencil is longer than your pencil.

My cat is prettier than your cat.




2 My school bag is heavier than your school bag.


6 Your game console is more popular than my game console.



3 My dog is more intelligent than my dog.



7 My bike is faster than your bike.



4 My pet is more exotic than your pet.



8 Your watch is more expensive than my watch.

2 Underline the correct form.

- 1 This table is really heavy / heavier. Can you help me?
- 2 I'm three days old / older than you.
- 3 The film is good / better than the book.
- 4 That snake looks dangerous / more dangerous than the other one.
- 5 The waves are always small here. It's a very safe / safer beach.
- 6 It was cold / colder yesterday than it is today.
- 7 Oliver is really intelligent / more intelligent. He always gets the best marks.
- 8 I was a very ugly / uglier baby, but look at me now!

e-ZONE 3 Complete the sentences. Use the comparative form of the same adjective.



- 1 Cape Town is beautiful, but Rio de Janeiro is more beautiful.
- 2 Cheetahs are fast, but antelopes are slower.
- 3 Kate Pimm is popular, but Debby Hayes is less popular.
- 4 Porsches are expensive, but Ferraris are more expensive.
- 5 Chimpanzees are intelligent, but dolphins are more intelligent.
- 6 My first girlfriend was pretty, but my new girlfriend is prettier.
- 7 Your problem is big, but my problem is smaller.
- 8 That spider is poisonous, but this one is less poisonous.

e-ZONE 4 Complete the poem with the comparative form of the adjectives.

My perfect cousin (a love poem)

I'm ¹..... than him, but he's (tall) than me.
(I'm one metre forty, he's one metre thirty.)

I hate to say, it but he's (intelligent) than me.
His last grade was A and mine was C!

The girls all say he's (handsome) than me.
But I think he looks like a wild chimpanzee!

I think he must be (friendly) than me.
He's got loads of friends. I've only got three!


He's got loads of money. He's ⁶..... (rich) than me.
He's got a shiny new bike and a brand-new TV.

He's good at all sports and he's ⁷..... (good) than me.

He's ⁸..... (strong) and ⁹..... (fast) and eats salad for tea!

Yes, he's got everything and he's great, my cousin Jim.

But with you by my side, I'm ¹⁰..... (happy) than him.










So kannst du Gleichheit oder Ungleichheit beschreiben.

I'm **as tall as** you = We're the same height.

I'm **not as tall as** you. = You're taller than me.

1 Read the information and the sentences. Tick (✓) or cross (✗).

	T Rex 	Stegosaurus 	Triceratops 
Height 	5.6 m	3 m	3 m
Weight 	6,000 kg	3,100 kg	5,000 kg
Danger rating* 	9	2	2
Intelligence rating 	8	7	8

- The Stegosaurus was not as tall as the T Rex.
- The Triceratops was as tall as the Stegosaurus.
- The T Rex was as intelligent as the Stegosaurus.
- The Triceratops was not as heavy as the T Rex.
- The T Rex was not as dangerous as the Stegosaurus.
- The Stegosaurus was not as tall as the T Rex.
- The Stegosaurus was as heavy as the T Rex.
- The Stegosaurus was not as dangerous as the Triceratops.

*rating – Quote

2 Use the information from the table to write (not) as ... as sentence.


- Stegosaurus / T Rex (height) *The Stegosaurus was not as tall as the T Rex.*
- Triceratops / T Rex (intelligence)
- Triceratops / Stegosaurus (height)
- Triceratops / T Rex (danger)

e-ZONE **3** Rewrite the sentences using (not) as ... as.

- I'm taller than my mum. *My mum's not as tall as me.*
- The film is funnier than the book.
- Mr Brown is more popular than Mr Thomas.
- Maths is more difficult than English.
- Your present was more expensive than my present.
- Football is more exciting than tennis.
- Everest is higher than K2.
- Canada is bigger than Brazil.

And now go to the **e-ZONE** and do the

Cartoon for Fun!



Superlatives

Wenn du das höchste Maß von etwas beschreiben möchtest, verwendest du die Superlativform des Adjektivs. Du fügst auch **the** hinzu. Auch hier musst du auf die Schreibweise achten: **y** am Wortende wird zu **i**, **g** wird verdoppelt.

- I'm **the oldest** in the class.
- It's **the biggest** animal in the world.
- She's **the prettiest** girl in the school.
- He's **the most important** person I know.

I Complete the table.

adjective	comparative	superlative
old	older than	
new		
tall		
hot		the hottest
big		
pretty		
heavy	heavier than	
important		
boring		
relaxing		the most relaxing
good		
bad		

e-ZONE 2 Use phrases from the box to complete the story.

It was Sunday and it was 40°C. I was ¹..... *the hottest* in the school! What did she say? It was the best day of the year! My school books were on the table. I went out to the beach. 'But the tests ...?' I had my final test on Monday. I asked her. 'The tests!' she said. 'You need to relax. A day on the beach is ⁵..... studying.' It was a good idea. In fact, it was ⁶..... idea of the day. 'OK,' I said. I had a great time on the beach. It was definitely ⁷..... studying at home.







And the tests? My grades were bad. Really bad. They were ⁸..... in the school. Tomorrow is the first day of the summer holiday. Three weeks of studying for me. But that's no problem. The weather is cold (only 23°C) and my new girlfriend is going to study with me – Diana. Her grades were terrible too.

*fail – durchfallen

3 Read the sentences to match the symbols with the detectives. Complete the table.

money	\$\$\$	\$\$\$	\$\$\$	\$\$\$
danger	💣💣💣	💣💣💣	💣💣	💣
intelligence	🧠🧠🧠🧠	🧠🧠🧠	🧠🧠	🧠

				
	Dick Spyder	Raymond Black	Edgar Peril	Lucy Diamond
money				
danger				
intelligence				🧠🧠🧠🧠

- Edgar Peril is more intelligent than Raymond Black, but he isn't as intelligent as Dick Spyder.
- Lucy Diamond is richer than Edgar Peril.
- Raymond Black is the second most dangerous.
- Dick Spyder is as rich as Edgar Peril.
- Edgar Peril is more dangerous than Raymond Black.
- Lucy Diamond is the most intelligent.
- Raymond Black is the richest.
- Lucy Diamond isn't as dangerous as Dick Spyder.

4 Use the information from 3 to complete the sentences.

- Dick Spyder *isn't as rich as* Edgar Peril. (rich)
- Lucy Diamond Dick Spyder. (intelligent)
- Raymond Black Edgar Peril. (dangerous)
- Dick Spyder Raymond Black. (intelligent)
- Lucy Diamond Dick Spyder. (rich)
- Raymond Black Lucy Diamond. (intelligent)
- Edgar Peril (dangerous)
- Raymond Black (rich)

5 Unscramble the sentences and write them down.


- Eight things you never know about my family:
- mum / than / taller / my / mum (but don't tell her)
I'm taller than my mum.
 - funniest / the / person / family / my / I'm
.....
 - pretty / my / mum / as
.....
 - is / me / our
.....
 - as / my / intelligent / me / sister / isn't / as (but she thinks she is)
.....
 - brother / my / is / me / youngest / than / older (it's possible – think about it)
.....
 - thinks / isn't / funny / is / as / as / my / dad / he / he
.....
 - but / richest, / meanest* / dad / is / the / my / he's / also / the
.....

6 What about your family? Write sentences like that into your exercise book.

*mean – geizig

And now go to the **e-ZONE** and do the

Cartoon for Fun!




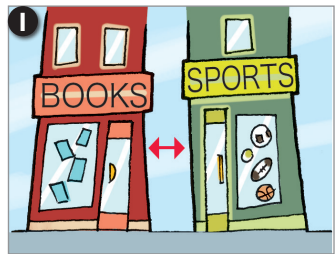
Directions (prepositions of place)

Hello! See me on the **e-ZONE** to discover more about **directions** and to learn better when to use them.


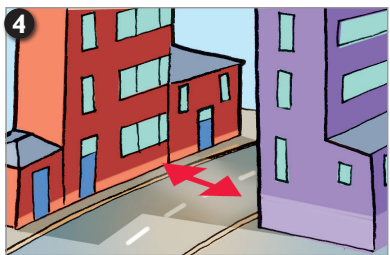


e-ZONE 1 Match the phrases from the box with the pictures and write them down.

- behind
- in front of
- ~~next to~~
- opposite
- on the corner
- round the corner



next to



e-ZONE 2 Unscramble the sentences and write them down.

- | | |
|--|--|
| 1 the / on / it's / corner
<i>It's on the corner.</i> | 5 next / the / it's / to / supermarket |
| 2 corner / go / round / the | 6 take / right / the / first |
| 3 ahead / straight / go | 7 second / the / take / left |
| 4 it's / front / bank / / in | |

3 Look at the map (p. 20), follow the directions and write down the place.

- | | | |
|--|---|--|
| 1 Go straight ahead. Take the first right. Go to the end of the street. It's opposite the bank.
<i>restaurant</i> | 3 Go straight ahead. Take the third right. Go past the park. It's on your left.
..... | 5 Go straight ahead. Take the third left. It's at the end of the street – on the right, opposite the supermarket.
..... |
| 2 Go straight ahead. Take the second left. Walk about 100 metres. It's next to the music shop.
..... | 4 Go straight ahead. Take the first left. Go to the end of the street. It's on the corner of West Street – opposite the chemist's.
..... | 6 Go straight ahead. Take the second right. Go past the post office. Turn left. It's on your right.
..... |



4 Write directions for someone to get to the following places. Start from the bottom of High Street again.

- 1 The restaurant in King Street:
- 2 The railway station:
- 3 The tourist office:
- 4 The café in Abbey Street:
- 5 The tourist office in North Street:
- 6 The bus station:

And now go to the **e-ZONE** and do the

Cartoon for Fun!

