

Inhalt

Einleitung	04
Das Verb <i>be</i> / The verb <i>be</i>	05
Personalpronomen / Personal pronouns	06
Die Pluralbildung der Nomen / The plural form of nouns	07
Der Imperativ / The imperative	09
Let's	11
Die Präpositionen <i>in, on, under</i> and <i>next to</i> / The prepositions <i>in, on, under</i> and <i>next to</i>	12
<i>there is / there are</i>	13
Der unbestimmte Artikel <i>a/an</i> / The indefinite article <i>a/an</i>	15
Der bestimmte Artikel <i>the</i> / The definite article <i>the</i>	16
Die Verneinung von <i>be</i> / The negation of <i>be</i>	17
Fragen und Kurzantworten mit <i>be</i> / Questions and short answers with <i>be</i>	19
Der Gebrauch von Fragewörtern in der einfachen Gegenwart / Using question words in simple present questions	21
Präpositionen der Zeit / Time prepositions	22
Possessivpronomen / Possessive pronouns	23
Der s-Genitiv / Possessive's	24
Das Verb <i>have got</i> / The verb <i>have got</i>	25
Zählbare und unzählbare Nomen / Countable and uncountable nouns	27
<i>can/can't</i>	28
Die einfache Gegenwart / The simple present	30
Die Verneinung in der einfachen Gegenwart / The negation of the simple present	33
Häufigkeitsadverbien und die Satzstellung / Adverbs of frequency and word order	35
Fragen und Kurzantworten in der einfachen Gegenwart / Questions and short answers in the simple present	37
Objektpronomen / Object pronouns	39
<i>this, that / these, those</i>	40
<i>How much is/are ...?</i>	42
<i>How much?/ How many?</i>	43
<i>like (doing)</i>	44
Ordnungszahlen / Ordinal numbers	45
Die Verlaufsform der Gegenwart / The present progressive	46
Die einfache Vergangenheit von <i>be</i> / The simple past of <i>be</i>	51
Die einfache Vergangenheit: reguläre Verben / The simple past: regular verbs	54
Die einfache Vergangenheit: unregelmäßige Formen / The simple past: irregular verbs	56
Bindewörter / Linking words	59
Die einfache Vergangenheit: Verneinung mit <i>didn't</i> / The simple past: negation with <i>didn't</i>	61
Die einfache Vergangenheit: Entscheidungsfragen / The simple past: <i>yes/no</i> questions	65
Anhang I Grammatik	66
Anhang II Lösungsschlüssel	73

Der Imperativ

The imperative

So sagst du, was jemand tun oder nicht tun soll.



+	-
Sit down.	Don't sit down.
Put your books in your bag.	Don't put your books in your bag.
Run!	Don't run!

e-ZONE 1 Match the sentences with the pictures. Fill in the speech bubbles.

Don't clean the board!
Open your bag, please.

Don't open the window!
Don't eat the bananas!
Run!
Look at me!

Sh. Don't speak.
Sit down, please.



2 Write sentences with don't.

- | | | |
|------------------------------|---------------------------------|----------------------------|
| 1 Open the window.
..... | 4 Stand up.
..... | 7 Speak.
..... |
| 2 Walk.
..... | 5 Look at the picture.
..... | 8 Eat your apple.
..... |
| 3 Close your books.
..... | 6 Tell me your name.
..... | |

3 Unscramble the sentences.

- | | |
|--|---|
| 1 door / the / close
..... | 5 you / at / books / take
..... |
| 2 open / don't / books / your
..... | 6 on / window / the / clean
..... |
| 3 me / at / look / don't
..... | 7 the / ice cream / don't
..... |
| 4 your / me / name / tell
..... | 8 pen / bag / put / in / your / your
..... |

4 Complete the sentences with the words in the box.

down the window
your name my chocolate
books green
up at me

- | | |
|---------------|--------------------------|
| 1 Stand | 5 Don't look |
| 2 Sit | 6 Close |
| 3 Don't | 7 Don't open your |
| 4 Don't | 8 Colour the grass |

e-ZONE 5 Look at the pictures and write the sentences.



- | | |
|---------|---------|
| 1 | 5 |
| 2 | 6 |
| 3 | 7 |
| 4 | 8 |

And now go to the **e-ZONE** and do the

Cartoon for Fun!



Um vorzuschlagen, dass du gerne etwas unternehmen würdest, verwendest du die Konstruktion **let's** + verb.
Die Verneinung bildest du mit **let's not**.





1 Match the sentences.

- | | |
|---|------------------------------------|
| 1 There's an English test tomorrow. | a Let's ask the teacher. |
| 2 We are really hungry. | b Let's do some revision. |
| 3 Oh no, mum's mobile is broken! | c Let's look on the kitchen table. |
| 4 Where are my car keys? | d Let's have a large pizza. |
| 5 There's a mouse in the garage. | e Let's hide it in the drawer. |
| 6 Who can solve this Maths problem? | f Let's phone him. |
| 7 Are you sure Jim's birthday is today? | g Let's play a computer game. |
| 8 I don't want to watch TV. | h Let's catch it. |

2 What do they say? Look at the pictures and complete the speech bubbles. Use Let's or Let's not.

play inside climb up the tree not go too fast not tell Mum have a race wash Dad's car



Die Präpositionen *in*, *on*, *under* und *next to* The prepositions *in*, *on*, *under* and *next to*

Das sind nützliche kleine Wörter, die dir sagen, wo sich etwas befindet.





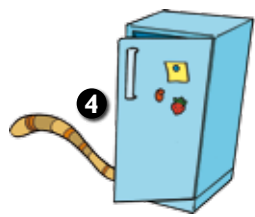
Hello! See me on the **e-ZONE** to discover more about **prepositions** and to learn better when to use them.

1 Tick (✓) or cross (X).



- | | | | |
|---|--------------------------|-----------------------------------|--------------------------|
| 1 The rabbit's in the box. | <input type="checkbox"/> | 5 The dog's next to the cat. | <input type="checkbox"/> |
| 2 The frogs are next to the television. | <input type="checkbox"/> | 6 The banana's on the television. | <input type="checkbox"/> |
| 3 The cat's under the chair. | <input type="checkbox"/> | 7 The snakes in the table. | <input type="checkbox"/> |
| 4 The books are on the table. | <input type="checkbox"/> | 8 The children are on the table. | <input type="checkbox"/> |

e-ZONE **2** In, on, under or next to? Look at the pictures and complete the sentences.



- | | |
|---------------------------------|-----------------------------------|
| 1 The frog's the bicycle. | 5 The banana's the gorilla. |
| 2 The frog the crocodile. | 6 The rabbit's the hat. |
| 3 The cat's the ball. | 7 The snake's the gorilla. |
| 4 The cat's the fridge. | 8 The dogs are the table. |

And now go to the **e-ZONE** and do the

Cartoon for Fun!



there is / there are

Hello! See me on the **e-ZONE** to discover more about *there is / there are* and to learn better when to use them.

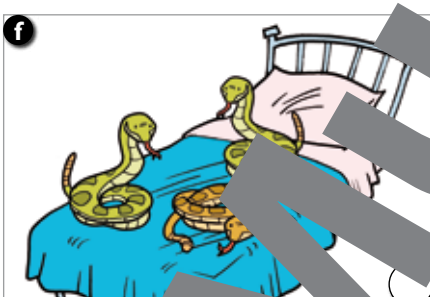


Mit **there is / there are** drückst du aus, dass etwas da ist oder es etwas gibt.

There's a monster in the tree. (= There is a monster in the tree.)
There **are** three frogs on the table.



1 Match the pictures with the sentences.


- 1 There's a crocodile in the room.
- 2 There are crocodiles in the room.
- 3 There's a snake on the bed.
- 4 There are snakes on the bed.
- 5 There's a rabbit next to the car.
- 6 There are rabbits next to the car.
- 7 There's a monster under the bed.
- 8 There are monsters under the bed.



2 Complete with 's or are.

- 1 There two cats on the bed.
- 2 There a laptop on the chair.
- 3 There a pizza on the table.
- 4 There six monkeys in the tree.
- 5 There a frog in the grass.
- 6 There 20 children in the classroom.
- 7 There an insect in my school bag.
- 8 There fish in the pool.

3 What can you see? Write a sentence for each picture.



	a dog		the car.
	two dogs	in	the bed.
There is	a gorilla	on	the fridge.
There are	four gorillas	under	the chair.
	a teddy bear	next to	the table.
	three bears		the bag.

- 1 There are two dogs on the table.
- 2
- 3
- 4
- 5
- 6

4 Complete the dialogues.



1 A Don't eat the ice cream!
 B Why?
 A There's an insect on it.



2 A Don't close your book!
 B Why?
 A There's a snake on it.



3 A Be quiet!
 B Why?
 A There's a spider on the bed.



4 A Run!
 B Why?
 A There's a gorilla in the classroom!



5 A Don't sit down!
 B Why?
 A There's a dog on the chair.



6 A Close the door!
 B Why?
 A There's a bear outside*.

*outside – draußen, vor der Türe

