

# CONTENTS

|   |           |
|---|-----------|
| <b>Unit 1: Time for school</b>            | <b>4</b>  |
| <b>Unit 2: At the zoo</b>                 | <b>8</b>  |
| <b>Unit 3: Pirates</b>                    | <b>12</b> |
| <b>Unit 4: Emotions</b>                   | <b>16</b> |
| <b>Unit 5: This is our band</b>           | <b>20</b> |
| <b>Unit 6: The world's best detective</b> | <b>24</b> |
| <b>Unit 7: I love noodles</b>             | <b>28</b> |
| <b>Unit 8: Clothes</b>                    | <b>32</b> |
| <b>Unit 9: Unusual pets</b>               | <b>36</b> |
| <b>Unit 10: In a shop</b>                 | <b>40</b> |
| <b>Unit 11: What's the time?</b>          | <b>44</b> |
| <b>Unit 12: The birthday cake</b>         | <b>48</b> |
| <b>Unit 13: Help!</b>                     | <b>52</b> |
| <b>Unit 14: It's my favourite</b>         | <b>56</b> |
| <b>Unit 15: What are you going to do?</b> | <b>60</b> |
| <b>Answer key</b>                         | <b>64</b> |

READING

1 Read the text. Then circle the correct words.



**Pippa** Hi! How are you?

**Rabbit** I'm fine, thanks. What's your name?

**Pippa** I'm Pippa.

**Rabbit** Can you spell it, please?

**Pippa** P-I-P-P-A. What animal are you?

**Rabbit** I'm a rabbit! I eat grass. And you?

**Pippa** I eat honey, and bananas.

**Gorilla** Hi, Pippa!

**Pippa** Hi! What animal are you?

**Gorilla** I'm a gorilla. I eat bananas.

**Pippa** Thank you!

**Pippa** Hi! What animal are you?

**Bear** I'm a bear. I eat fish, and I eat

honey, too!

**Pippa** Hello! What animal are you?

**Fox** I'm a fox. I eat rabbits.

**Pippa** Oh, no! Goodbye, rabbit!

- 1 Pippa is a *rabbit* / *girl*.
- 2 The rabbit eats *grass* / *bananas*.
- 3 Pippa and the *gorilla* / *fox* eat bananas.
- 4 Pippa and the bear eat *grass* / *honey*.
- 5 The bear eats *fish* / *bananas*.
- 6 The fox eats *honey* / *rabbits*.

2 Read the text and complete the sentences with the words from the box.

My bag is blue and white. My pencil case is yellow. It's great.  
 One pen is red, one pen is black and one pen is blue. Oh, and one pen is green!  
 My ruler is brown and white. Well, it's brown and white. And my rubber is red.  
 Ah, my English book! It's blue, yellow and green.  
 And my pencil sharpener is grey. My scissors are orange.

pen  
 The bag  
 The book  
 The ruler  
 pencil case  
 One pen and the rubber

- 1 ..... is brown and white.
- 2 ..... are red.
- 3 ..... are orange.
- 4 ..... is yellow.
- 5 ..... is blue and white.
- 6 ..... is grey.


## LISTENING



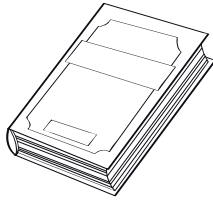
3 Listen. Then write the colours under the pictures.




1 .....



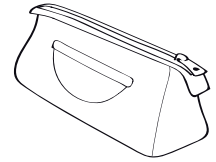
2 .....



4 .....




6 .....



## WRITING

4 Read the text. Then write 4–5 sentences about yourself.

Hi,  
I'm Sophie. I'm eleven years old in class 1C. My email address is  
sophie.bl...@link.co...  
What about you?  
Bye :)



.....

.....

.....

.....

.....

.....

VOCABULARY: \*What about you? – Und du?

**VOCABULARY**

**5** Write the words for the numbers.



1 .....



2 .....



3 .....



4 .....



5 .....



6 .....



7 .....



8 .....

**6** Write the words from the box under the pictures.

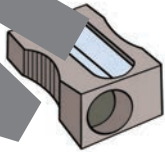
- rubber
- scissors
- pen
- book
- pencil sharpener
- glue stick
- pencil case
- pencil
- ruler
- school bag



.....



3 .....



4 .....



5 .....



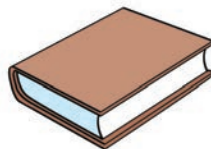
6 .....



7 .....



8 .....



9 .....



10 .....

**GRAMMAR**

**7** Look at the pictures and count. Then write the numbers and the names of the objects.



1 ..... six bananas .....



2 .....



3 .....



4 .....



5 .....



6 .....

**8** Look at the pictures. Then tick the correct sentence.



- 1  Close the window!  
 Don't close the window!



- 2  Don't take out your book!  
 Take out your book!



- 3  Open your books!  
 Take out your books!



- 4  Stand up!  
 Sit down!



- 5  Don't take out your book!  
 Don't open your book!



- 6  Don't stand up!  
 Don't speak!



- 7  Don't open the board!  
 Don't clean the board!



- 8  Don't speak!  
 Speak English!

READING

1 Read the text. Then circle the correct words.

Today is an Open Day at my school. There are children from all over the country\* visiting\*. There are twelve kids in the classroom. Martin and Daniel are from Oxford. Martin's eleven and he's in Year 7. Daniel's thirteen and he's in Year 9. Rosie's twelve and she's in Year 7. Rosie's from London.

And there's Olivia. She's from York. She's 13 and she's from York. That's Harry, next to Olivia. He's fourteen and he's in Year 8 too. He's from Nottingham.

VOCABULARY:

from the country – aus dem ganzen Land; visiting – zu Besuch

- 1 There are 11 / 12 kids in the classroom. Rosie is eleven / twelve.
- 2 Daniel's from York / Oxford. Olivia is thirteen / twelve.
- 3 Martin's in Year 7 / 9. Harry's in Year 8 / 9.

2 Read the dialogue. Then complete the sentences with 1–3 words.

**Sophie** Mum, where's my pencil case? Is it under the chair?  
**Mum** No, it's in your school bag.  
**Sophie** But where's my school bag?  
**Mum** Over the table under the table\*. Look. Your pencil case is in your school bag, and there are two pencils in it too.  
**Sophie** Is my ruler in my school bag?  
**Mum** No, your ruler is on the floor. There's a banana for you on the table. Put it in your school bag.

**Sophie** Thank you, Mum. Where's Dad?  
**Mum** He's in the car.  
**Sophie** I can't see the car.  
**Mum** It's over there, behind the tree.  
**Sophie** Oh! OK, Mum, goodbye!  
**Mum** Goodbye, Sophie. Close the door, please!

VOCABULARY: \*table – Tisch

- 1 Sophie's pencil case is in her school bag.
- 2 Sophie's school bag is .....
- 3 There are two ..... in Sophie's school bag.
- 4 Sophie's ruler is .....
- 5 There is a banana for Sophie .....
- 6 The car is .....



## LISTENING



3 Listen. Then choose the correct answer.

- 1 How old is Sam?  
 six  
 eleven  
 fifteen
- 2 What colour is the classroom door?  
 blue  
 green  
 yellow
- 3 Where do the children put their school bags?  
 next to the door  
 under the tables  
 on the tables
- 4 Where does Sam sit?  
 next to Sally  
 next to Mr Sharma  
 next to the window
- 5 What animal lives in Sam's classroom?  
 a parrot  
 a frog  
 a fish
- 6 What animal is called?  
 Mr Sharma  
 Cindy  
 Sally
- 7 Where do the children put their books?  
 on the big chairs  
 on the floor  
 at the tables
- 8 What are Sam's favourite animals?  
 fish  
 frogs  
 parrots

## WRITING

4 Describe the picture. Write about the things you see (40–50 words). Use *there is/are* and *position*.



.....

.....

.....

.....

.....

**VOCABULARY**

**5** Write the words from the box under the pictures.

guide    penguin    lion    giraffe    monkey    train    tree



1 .....



2 .....



3 .....



4 .....



5 .....



6 .....



7 .....



8 .....

**6** Find the words in the snake and write them down.

beautiful  
lobtree

mate

feedijkhappylmngiraffeobqmonkeyrstpenguin

vparrot

.....  
 .....  
 .....



## GRAMMAR

7 Look at the picture. Then complete the sentences with the words from the box.

on  
behind  
next to  
in  
next to  
in front of  
on  
under



Look at the chair 1..... There's a dog 2.....  
the chair and a cat 3..... the chair and my school bag is in the corner\*.  
There's a paintbrush 4..... the bag. My English book is  
5..... the floor 6..... my bag. Look, there's  
a spider 7..... the computer is 8..... the  
window.

VOCABULARY: \*corner – Ecke

8 Circle the correct word.

- |  |   |
|--|---|
| 1 There <i>is / are</i> four girls in the class.     | 4 There <i>is / are</i> a cat in the tree.        |
| 2 There <i>is / are</i> a lot of trees in the park.  | 5 There <i>is / are</i> a nice guide.             |
| 3 There <i>is / are</i> a lot of people at the pool! | 6 There <i>is / are</i> twenty desks in the room. |

9 Complete with words from the box.

I'm Elina and I 1..... thirteen now. My eyes 2..... blue.  
My friend is my friend, Bobby. He 3..... from London. We 4.....  
are in Year 8 at school.  
I'm Shelley and this is Dean. We 5..... in Year 7. And look at our bags.  
They 6..... pink. Pink is our favourite colour!

READING

1 Read the story. Then look at the sentences below. Circle T (True) or F (False) for each of the sentences. Then correct the false sentences.



Jim has got a new story book. It's a good story. It's about a pirate. His name is Whitebeard. The pirate has got a white beard and strong arms. He has got a big nose. He has a book on his hand, and a hook on one foot. People are scared of him, because he has got a cutlass in his hand. On his shoulder, he has got a pelican. Jim reads his book, and they listen.

When they hear a sound, it's the pirate from the book! He has got a white beard, and a cutlass in his hand. It's the pirate, Whitebeard! He isn't in the book. Now he's in the room!

"Don't be scared, children! I'm a nice pirate! I've got a big ship. Come and see it," says Whitebeard.

Jim and Amy go with the pirate to his ship. Perhaps\* he has got treasure on his ship ...

VOCABULARY: \*perhaps – vielleicht

1 The pirate story is good. T / F

.....

2 Whitebeard has got a big nose. T / F

.....

3 Whitebeard has got a book on his hand. T / F

.....

4 Whitebeard has got a snake on his shoulder. T / F

.....

5 Whitebeard is a nice pirate. T / F

.....

6 Whitebeard hasn't got a big ship. T / F

.....

## LISTENING

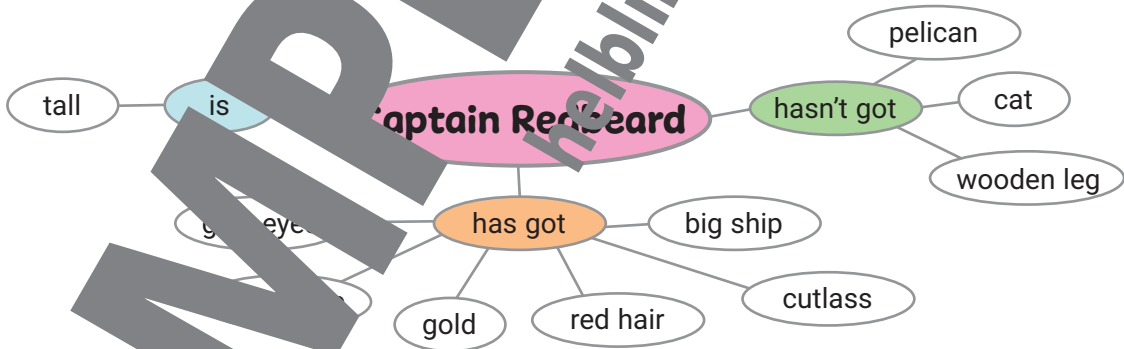


2 Listen. Then choose the correct pirate.



## WRITING

3 Look at the mind map. Write a text about the pirate (40-50 words).



.....

.....

.....

.....


.....

.....

.....

## VOCABULARY

4 Write the words for the body parts.



5 Complete the text with the missing words.



This is Horrible\* Harry, the famous pirate. He has no  
 1..... but he has a very long 2..... His  
 3..... are very blue and his 4..... is red.  
 He has only got one 5.....  
 In his mouth there is only one 6..... On his left  
 7..... there is a tattoo. Harry has only got one  
 8....., but he has got a very nice blue and yellow  
 9..... On his right 10..... there is a pelican.

**VOCABULARY:** \*horrible – schrecklich

**GRAMMAR**

**6** Look at the picture in **5**. Then circle the correct words.

- 1 He *has got* / *hasn't got* a beard. He *has got* / *hasn't got* ten fingers.
- 2 He *has got* / *hasn't got* a wooden leg. He *has got* / *hasn't got* a big nose.
- 3 He *has got* / *hasn't got* a parrot on his right shoulder. He *has got* / *hasn't got* a hook.

**7** Complete the text with the correct form of *have/has got*.

- 1 Hey, John, ..... you ..... a laptop?
- 2 Look, Annie ..... (.....) a great car.
- 3 Look at Bernie and Sam: They ..... great shoes (✓).
- 4 Fred and Frank are brothers. They ..... (✓) long, black hair. Fred ..... (✓) a small nose. Frank ..... (x) a small nose.
- 5 ..... the pirate ..... a big ship?
- 6 This is a funny picture. The pirate ..... (x) real teeth. He ..... (✓) plastic teeth.

**8** Write what they have and haven't got.

- 1 Jim / sound system (x) / tablet (✓)  
*Jim hasn't got a sound system. He has got a tablet.*
- 2 Sandra / blue eyes (.....) / long, brown hair (✓)
- 3 Kevin and Lisa / football (✓) / ship (x)
- 4 Tom / three teeth (x) / two teeth (✓)
- 5 My friend / strong arms (x) / strong legs (✓)
- 6 I / blue pencil case (✓) / red pencil case (x)